

**A1** SITE PLAN  
Scale: 1" = 10'-0"

**Construction Package**

**Areas:**

Main Level	4583
Second Level	4523
Total Heated	9106
Garage	2271
Loggia	1575
Porte Cochere	460
Front Porch	86
Total Roofed	13498

**Client Name**  
Property Address

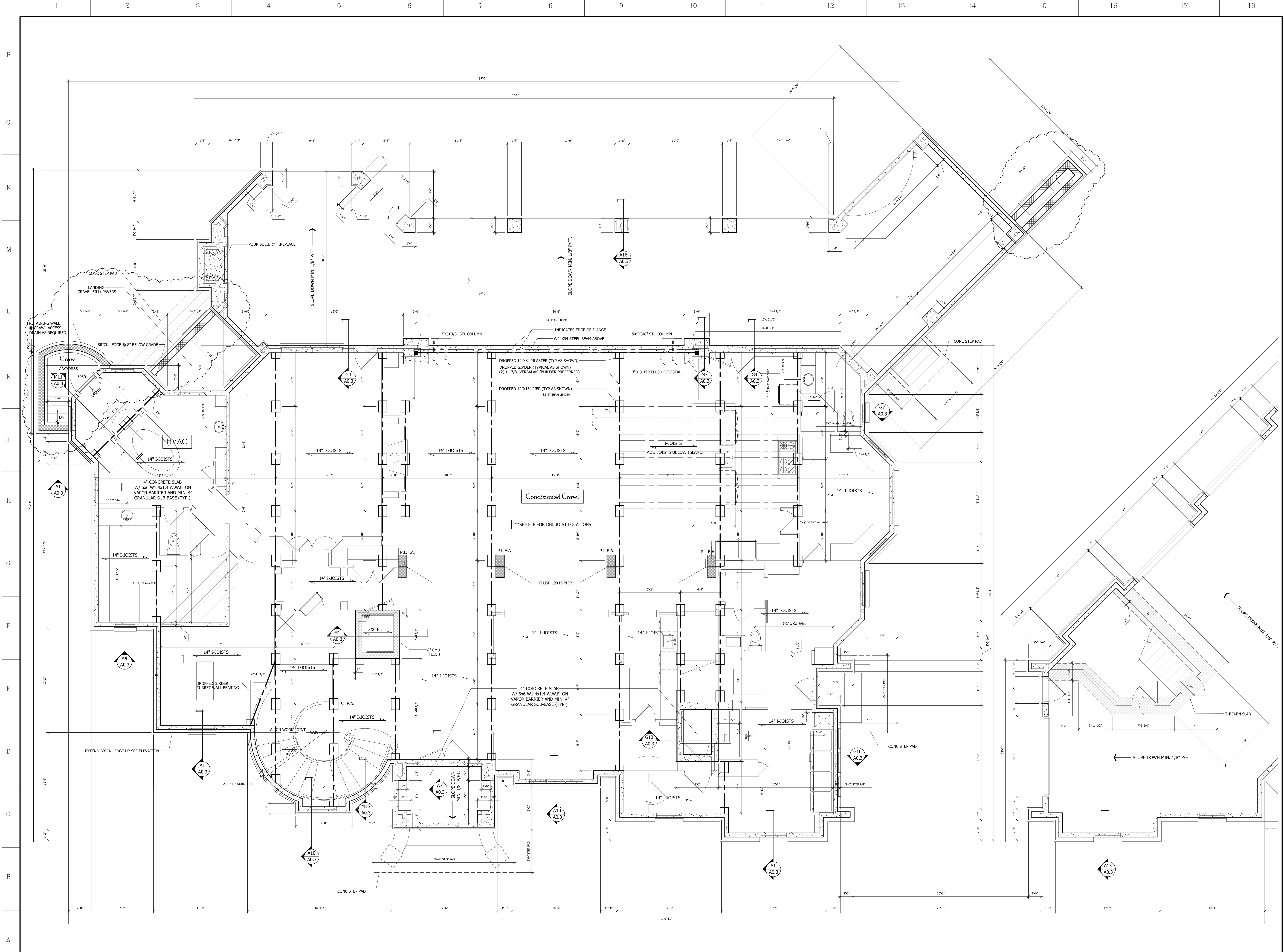
CONTRACTOR: Home Design Works, LLC. ALL RIGHTS RESERVED. THE INFORMATION, OPINIONS, AND DESIGNATIONS USE OF THESE DRAWINGS IS THE PROPERTY OF HOME DESIGN WORKS, LLC. NO PART OF THESE DRAWINGS, OR ANY PORTION THEREOF, IS TO BE REPRODUCED OR TRANSMITTED IN ANY FORM OR BY ANY MEANS, ELECTRONIC OR MECHANICAL, INCLUDING PHOTOCOPYING, RECORDING, OR BY ANY INFORMATION STORAGE AND RETRIEVAL SYSTEM, WITHOUT THE WRITTEN PERMISSION OF HOME DESIGN WORKS, LLC. CONTRACTOR SHALL BE RESPONSIBLE FOR OBTAINING ALL NECESSARY PERMITS, STATE AND LOCAL BUILDING CODES, ORDINANCES, AND LAWS. THE CONTRACTOR SHALL BE RESPONSIBLE FOR OBTAINING ALL NECESSARY KNOWLEDGE AND ADHERING TO THESE DRAWINGS. IN USE OF THESE DRAWINGS, THE OWNER, CONTRACTOR, BUILDER AND SUBCONTRACTOR SHALL BE DEEMED TO HAVE AGREED TO THESE DRAWINGS.

**HDW**  
Home Design Works  
Residential Design by Matt Becker  
Home Design Works, LLC  
180 N. Redwood Dr., Suite 222  
Gainesville, TX 77968  
V: 652-478-9672  
E: mhilander@homedesignworks.net  
W: www.homedesignworks.net

**Builder Logo**

Date of Issue:  
1-12-17  
Drawing Title  
**SITE PLAN**

Drawing No.  
**C1.0**



**A1** FOUNDATION PLAN PART #1  
Scale: 3/4" = 1'-0"

Construction Package

Areas:

Main Level	4583
Second Level	4523
Total Heated	9106
Garage	2271
Loggia	1575
Porte Cochere	460
Front Porch	86
Total Roofed	13498

Client Name  
Property Address

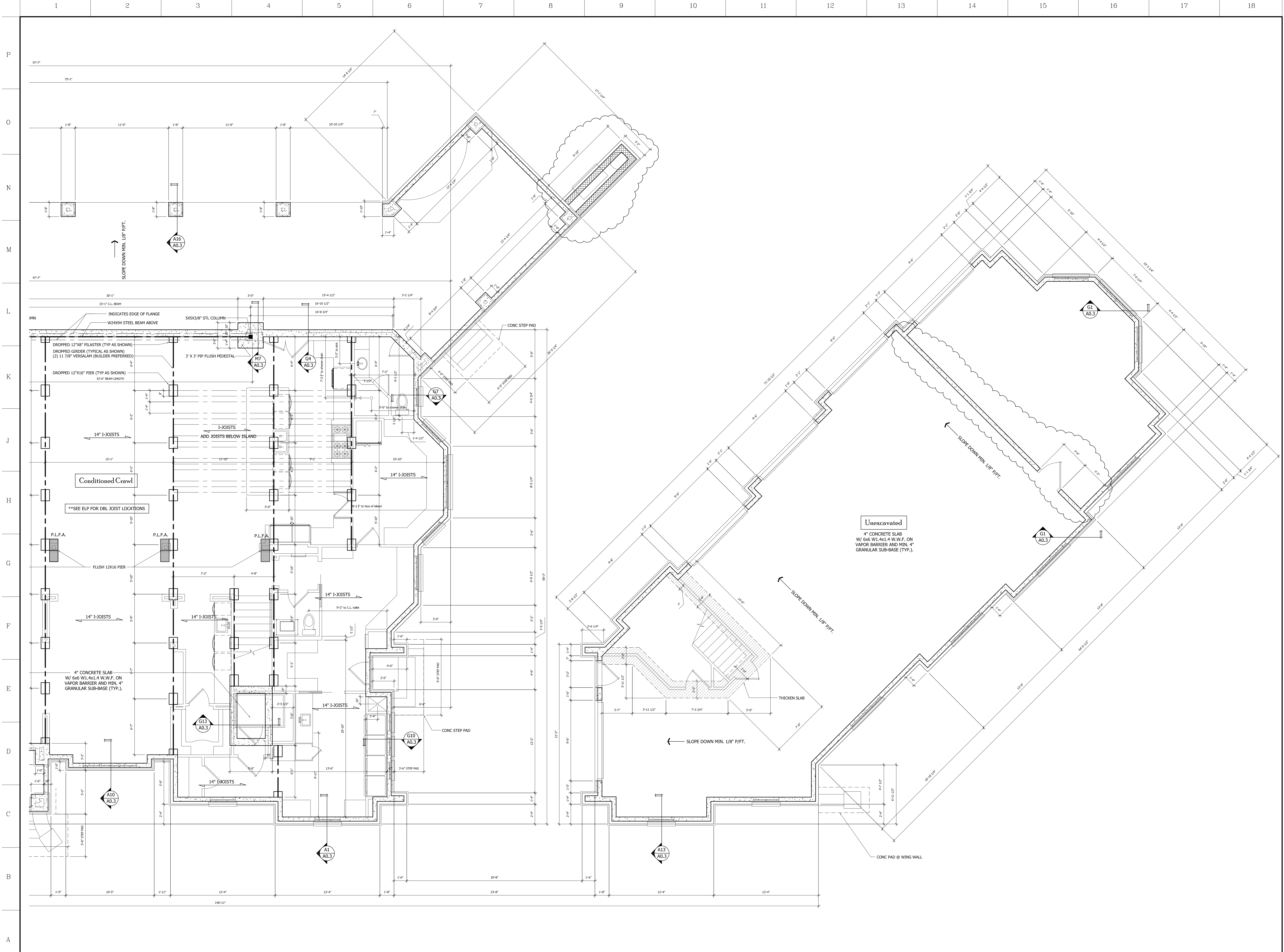
CONTRACTOR: Home Design Works, LLC. ALL RIGHTS RESERVED. THE INFORMATION, OPINIONS, AND DESIGNATIONS ARE FOR THE EXCLUSIVE USE OF THE CLIENT AND ARE NOT TO BE REPRODUCED OR TRANSMITTED IN ANY FORM OR BY ANY MEANS, ELECTRONIC OR MECHANICAL, INCLUDING PHOTOCOPYING, RECORDING, OR BY ANY INFORMATION STORAGE AND RETRIEVAL SYSTEM. THE CONTRACTOR SHALL BE RESPONSIBLE FOR OBTAINING ALL NECESSARY PERMITS, LICENSES, AND APPROVALS FROM THE LOCAL, STATE, AND FEDERAL GOVERNMENTS. THE CONTRACTOR SHALL BE RESPONSIBLE FOR OBTAINING ALL NECESSARY INSURANCE COVERAGE. THE CONTRACTOR SHALL BE RESPONSIBLE FOR OBTAINING ALL NECESSARY KNOWLEDGE AND ADHERING TO THESE STANDARDS.

**HDW**  
Home Design Works  
Residential Division by H.D. Builders  
Home Design Works, LLC  
190 N. Redwood Dr., Suite 222  
Gallatin, TN 37066  
V: 605-478-9670  
E: mhicks@homedesignworks.net  
W: www.homedesignworks.net

Builder Logo

Date of Issue:  
1-12-17  
Drawing Title  
FOUNDATION PLAN  
PART #1

Drawing No.  
**A0.1**




Construction Package

Areas:

Main Level	4583
Second Level	4523
Total Heated	9106
Garage	2271
Loggia	1575
Porte Cochere	460
Front Porch	86
Total Roofed	13498

Client Name  
Property Address

CONTRACTOR: Home Design Works, LLC. ALL RIGHTS RESERVED. THE INFORMATION, OPINIONS, AND DESIGNATIONS ARE THE PROPERTY OF HOME DESIGN WORKS, LLC. ANY REUSE, REPRODUCTION, OR DISTRIBUTION OF THESE DRAWINGS, AND IF OF ANY PORTION OF THE DRAWINGS, WITHOUT THE EXPRESS WRITTEN PERMISSION OF HOME DESIGN WORKS, LLC, IS STRICTLY PROHIBITED. THE CONTRACTOR SHALL BE RESPONSIBLE FOR OBTAINING ALL NECESSARY PERMITS, STATE AND LOCAL BUILDING CODES, ORDINANCES, AND LAWS. THE CONTRACTOR SHALL BE RESPONSIBLE FOR OBTAINING ALL NECESSARY PERMITS, STATE AND LOCAL BUILDING CODES, ORDINANCES, AND LAWS. THE CONTRACTOR SHALL BE RESPONSIBLE FOR OBTAINING ALL NECESSARY PERMITS, STATE AND LOCAL BUILDING CODES, ORDINANCES, AND LAWS. THE CONTRACTOR SHALL BE RESPONSIBLE FOR OBTAINING ALL NECESSARY PERMITS, STATE AND LOCAL BUILDING CODES, ORDINANCES, AND LAWS.

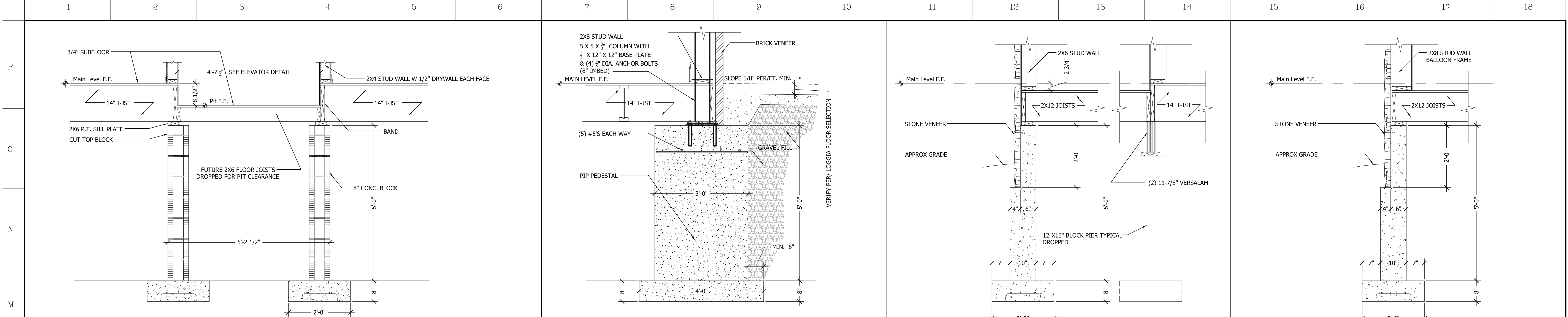


Builder Logo

Date of Issue:  
1-12-17  
Drawing Title  
FOUNDATION PLAN  
PART #2

Drawing No.  
**A0.2**

**A1** FOUNDATION PLAN PART #2  
Scale: 3/4" = 1'-0"

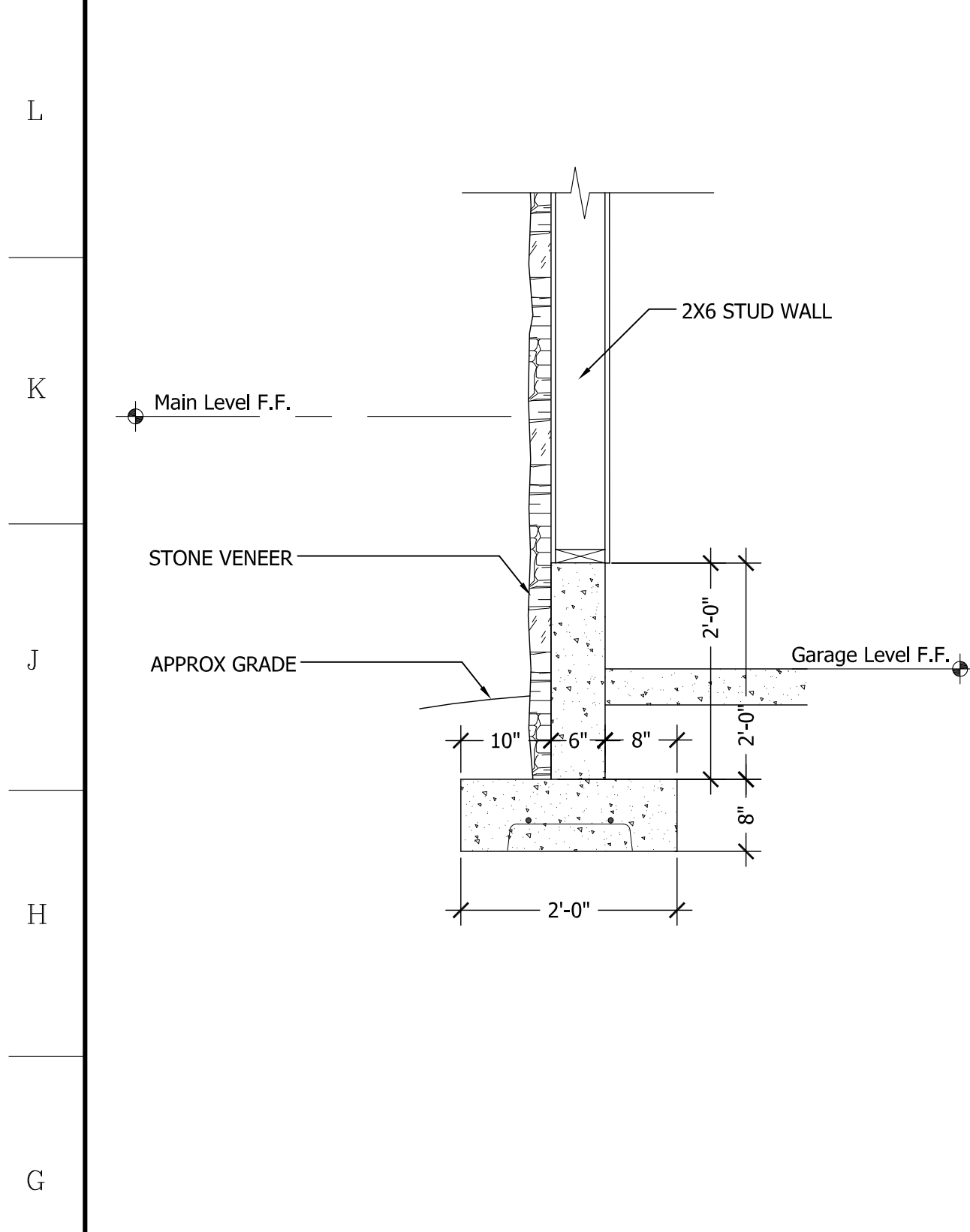


**M1** FOUNDATION DETAIL  
Scale: 3/4" = 1'-0"

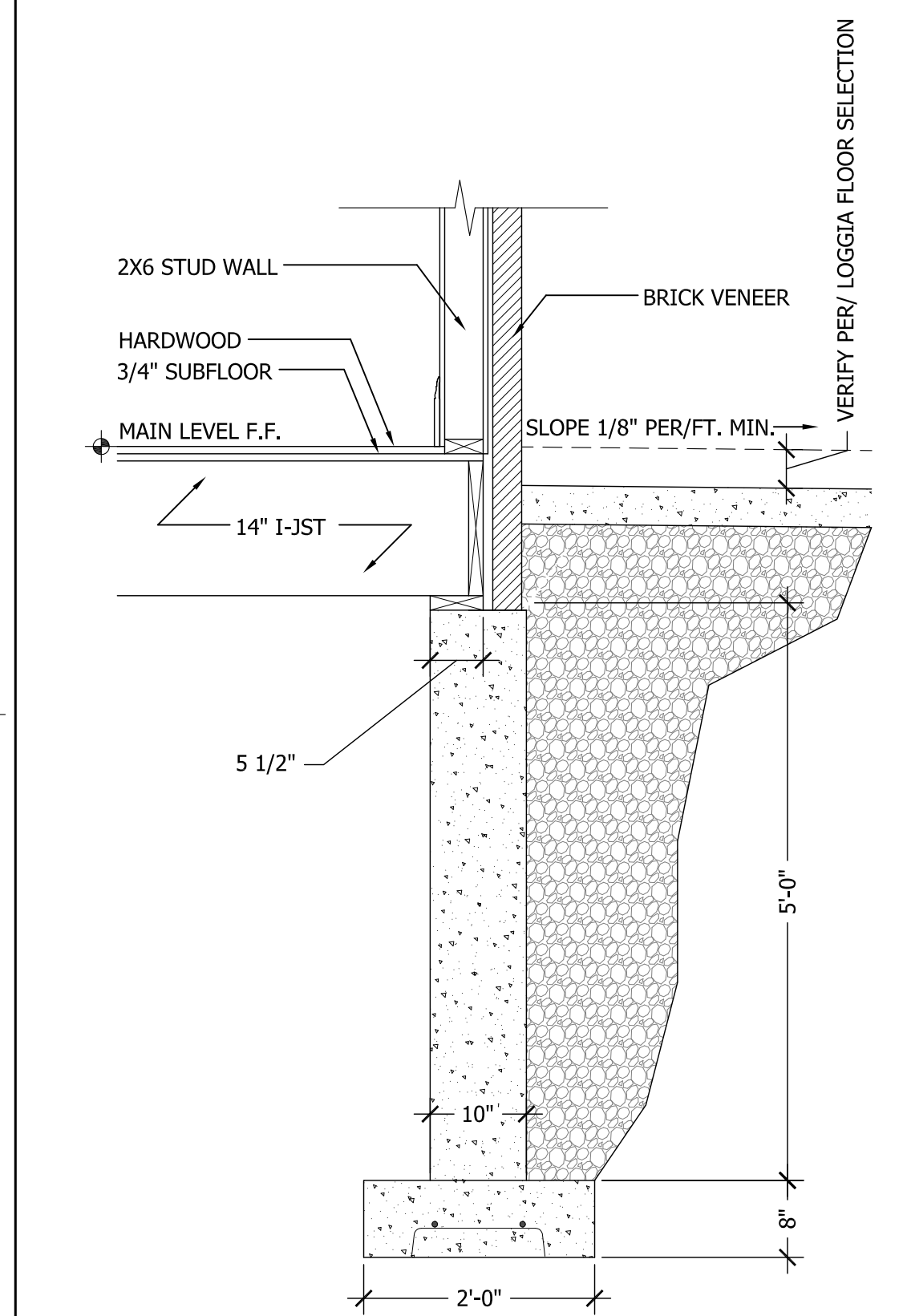
**M7** FOUNDATION DETAIL  
Scale: 3/4" = 1'-0"

**M11** FOUNDATION DETAIL  
Scale: 3/4" = 1'-0"

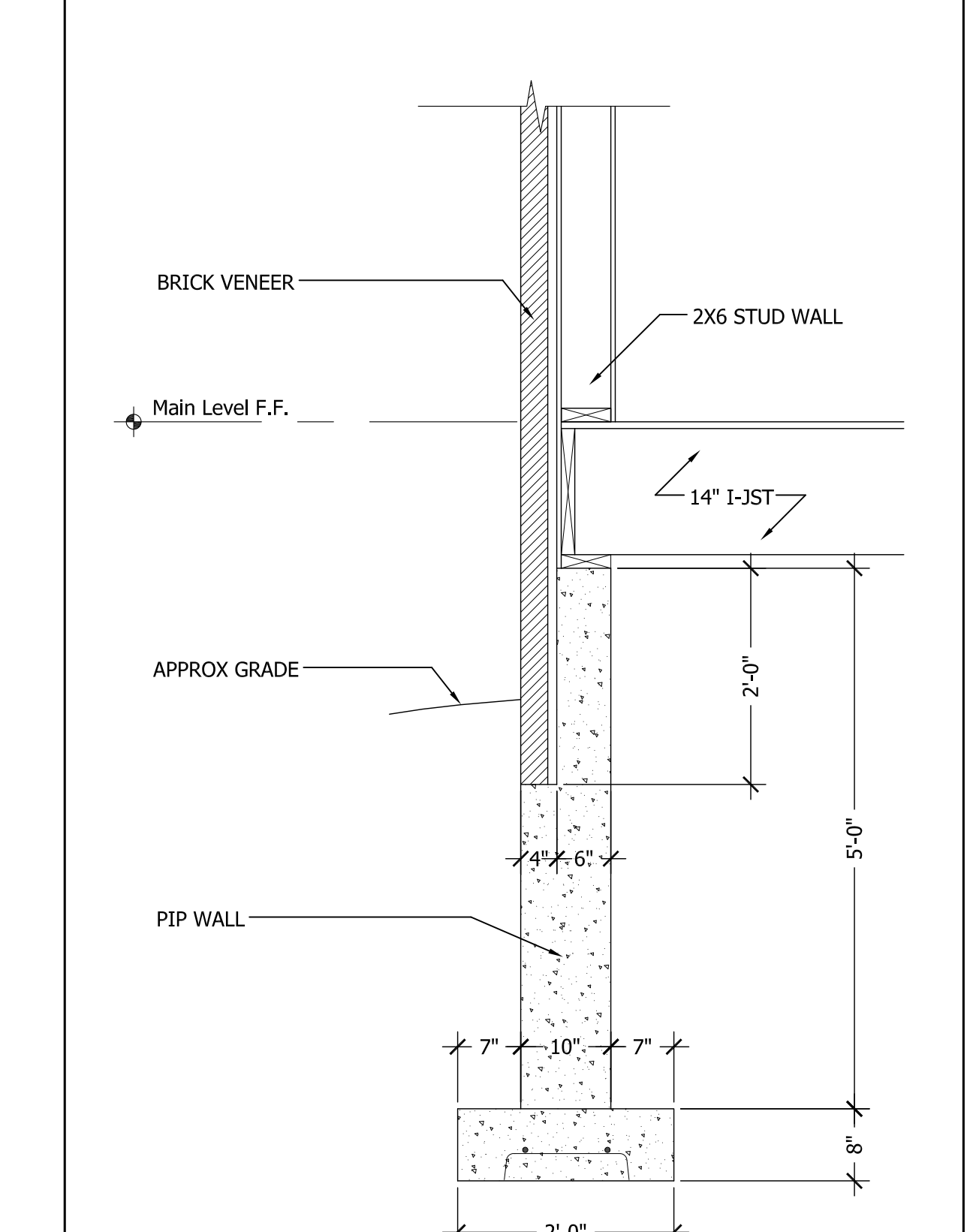
**M15** FOUNDATION DETAIL  
Scale: 3/4" = 1'-0"



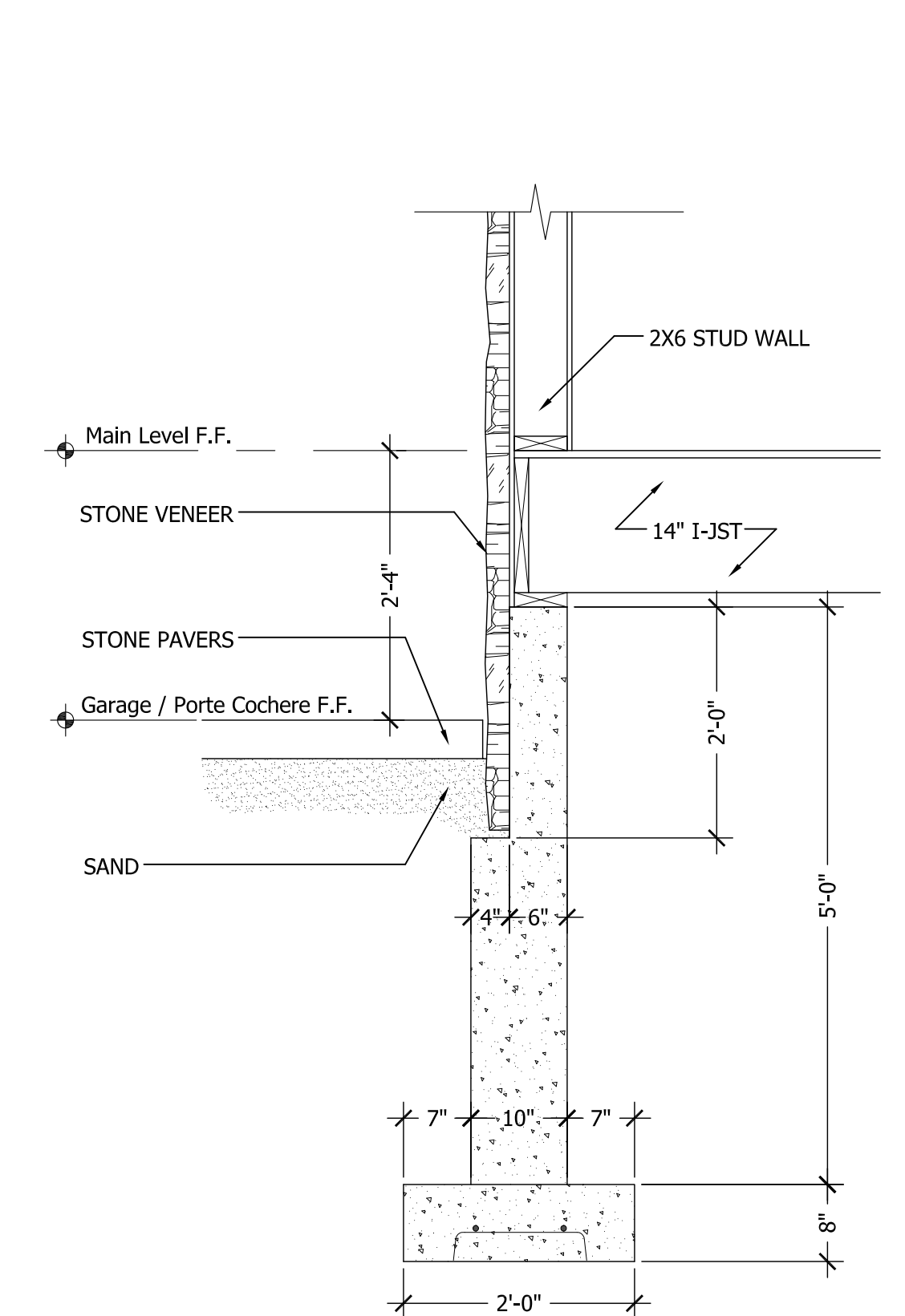
**G1** FOUNDATION DETAIL  
Scale: 3/4" = 1'-0"



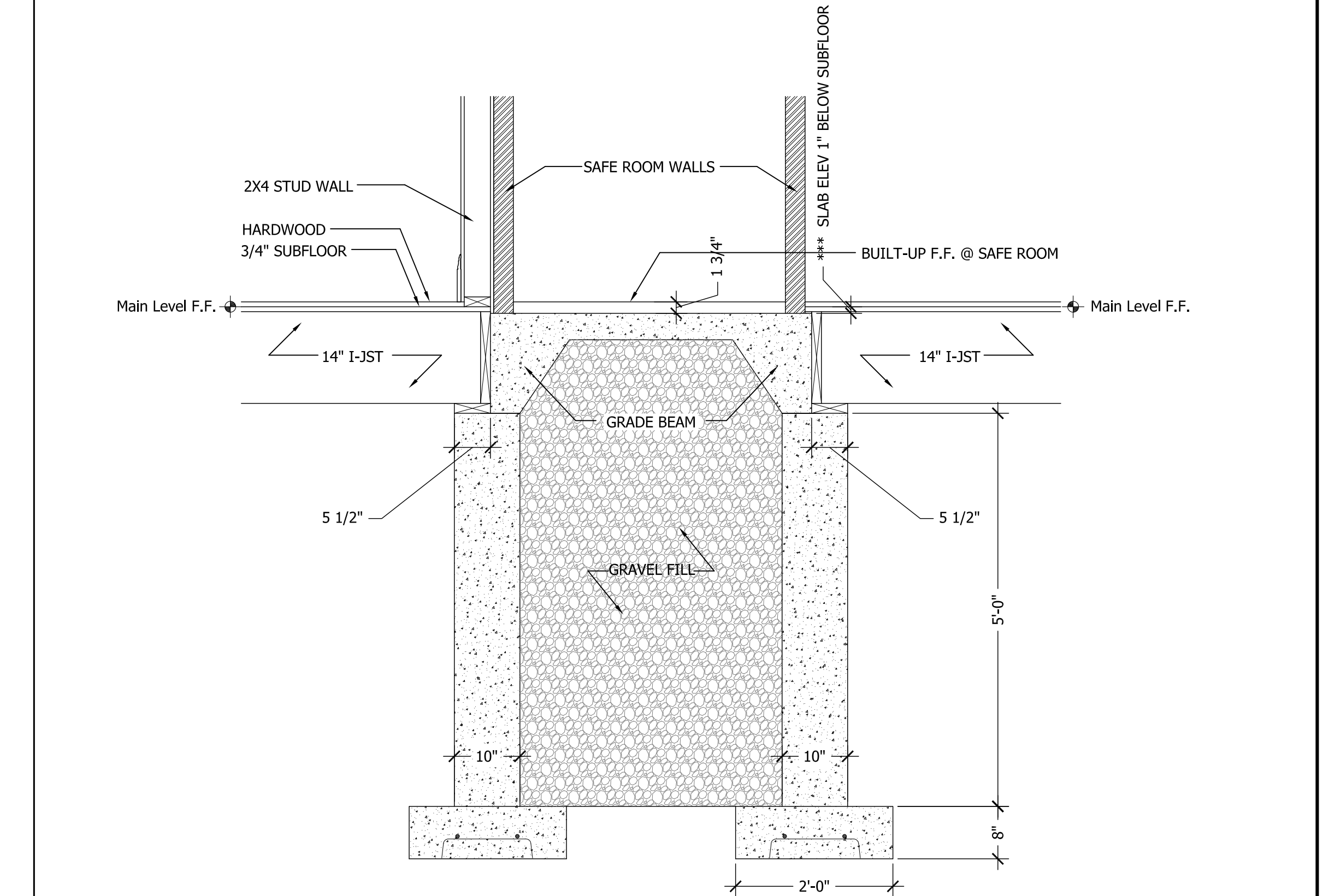
**G4** FOUNDATION DETAIL  
Scale: 3/4" = 1'-0"



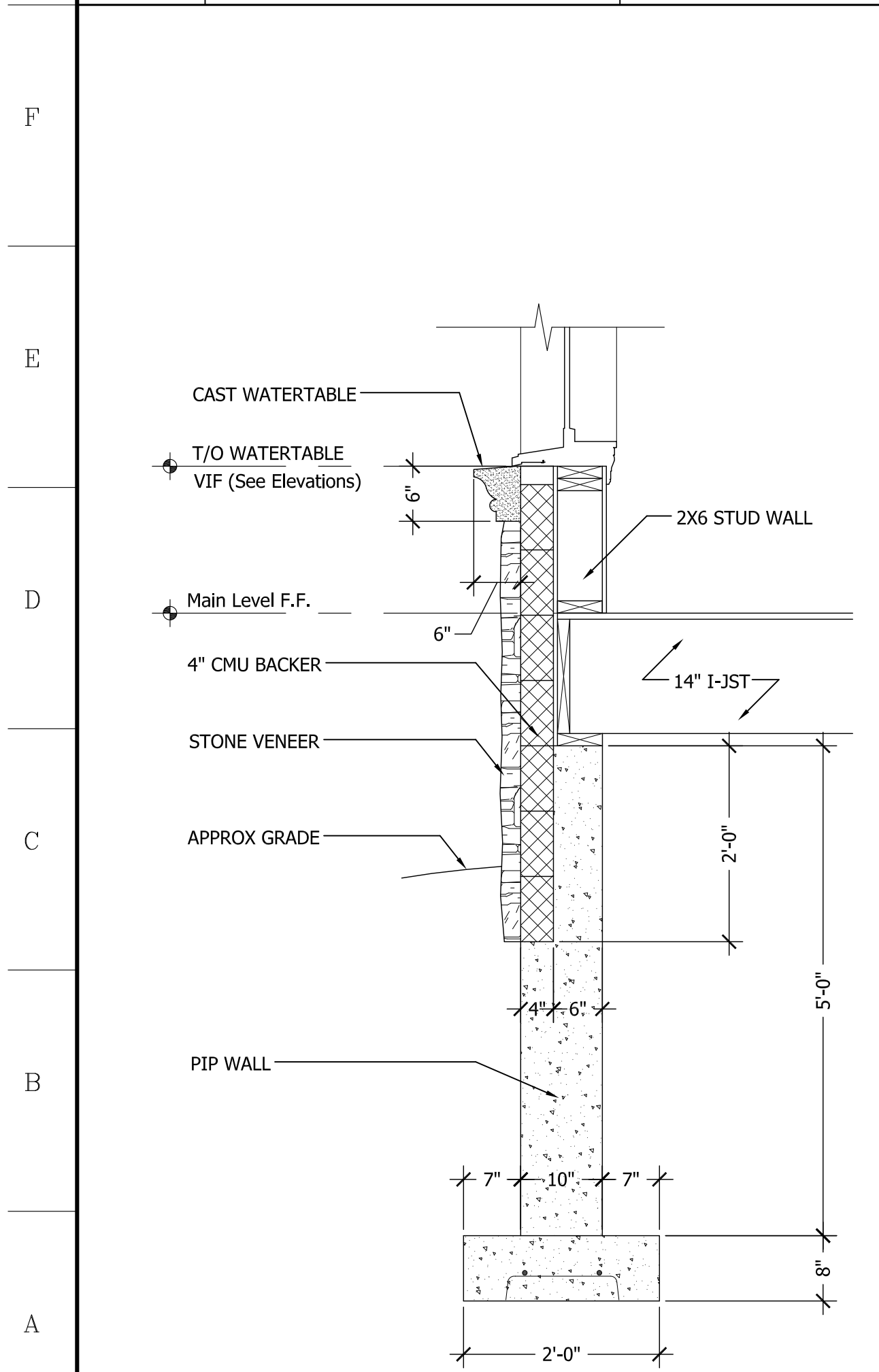
**G7** FOUNDATION DETAIL  
Scale: 3/4" = 1'-0"



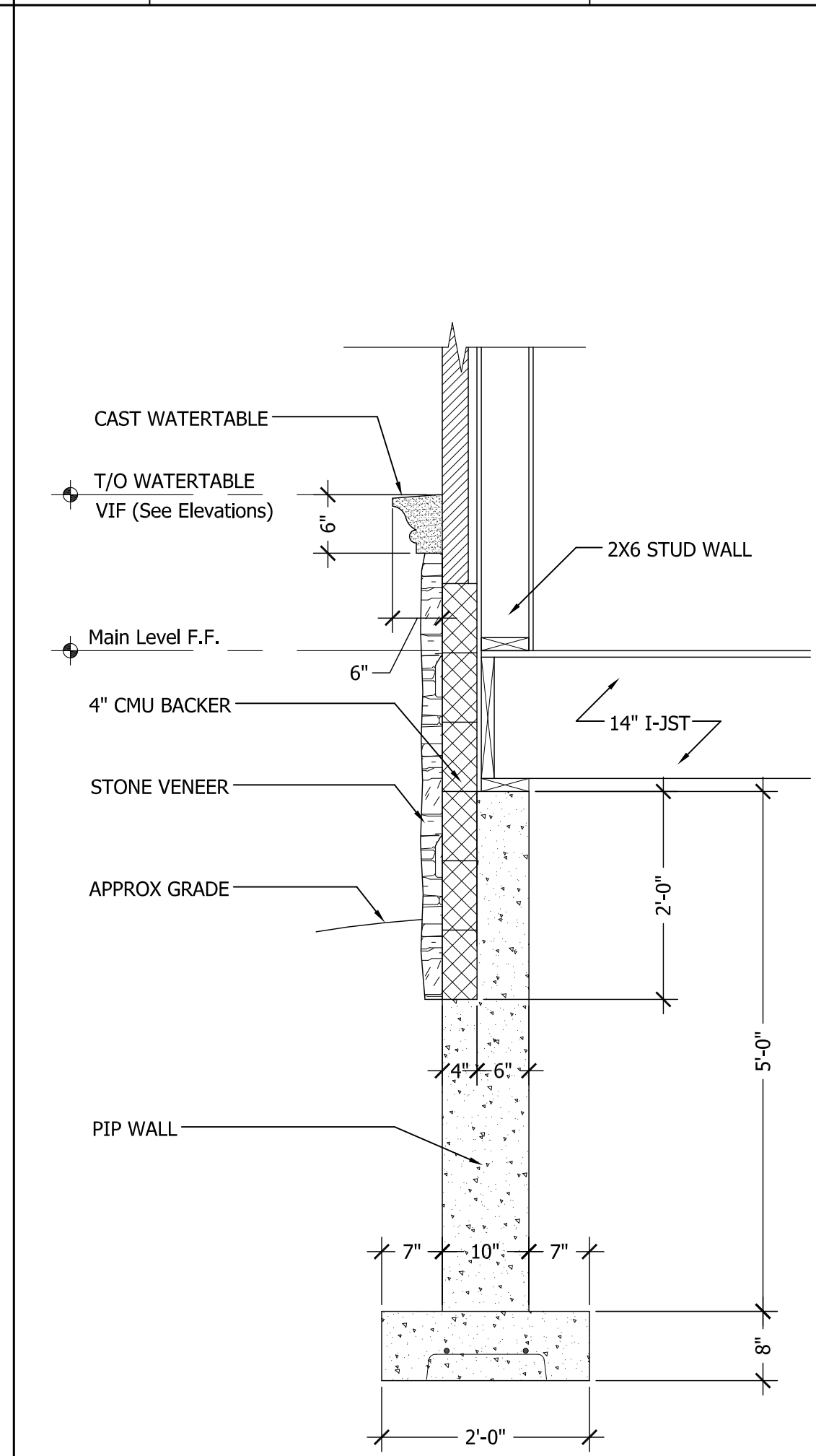
**G10** FOUNDATION DETAIL  
Scale: 3/4" = 1'-0"



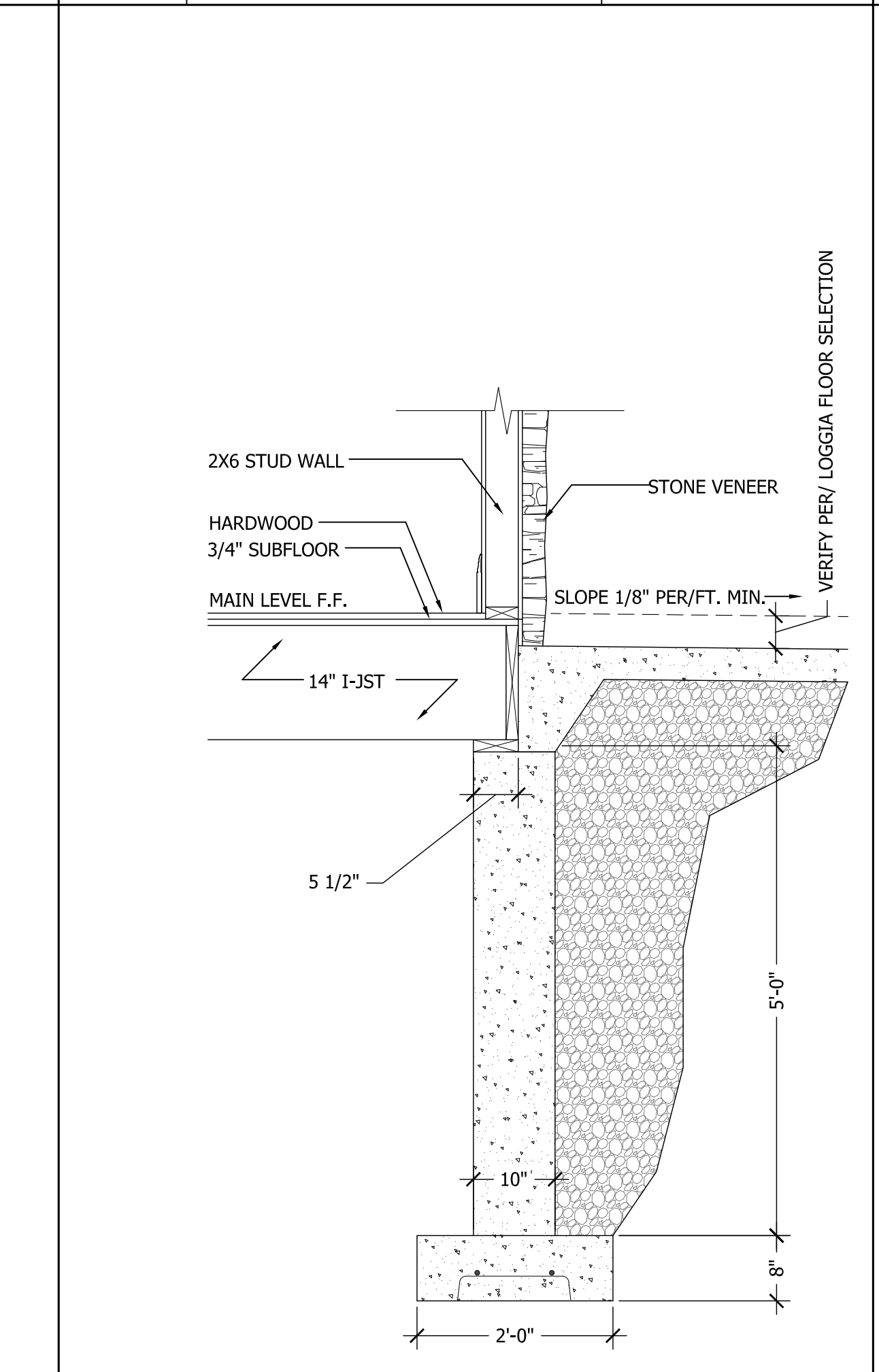
**G13** FOUNDATION DETAIL  
Scale: 3/4" = 1'-0"



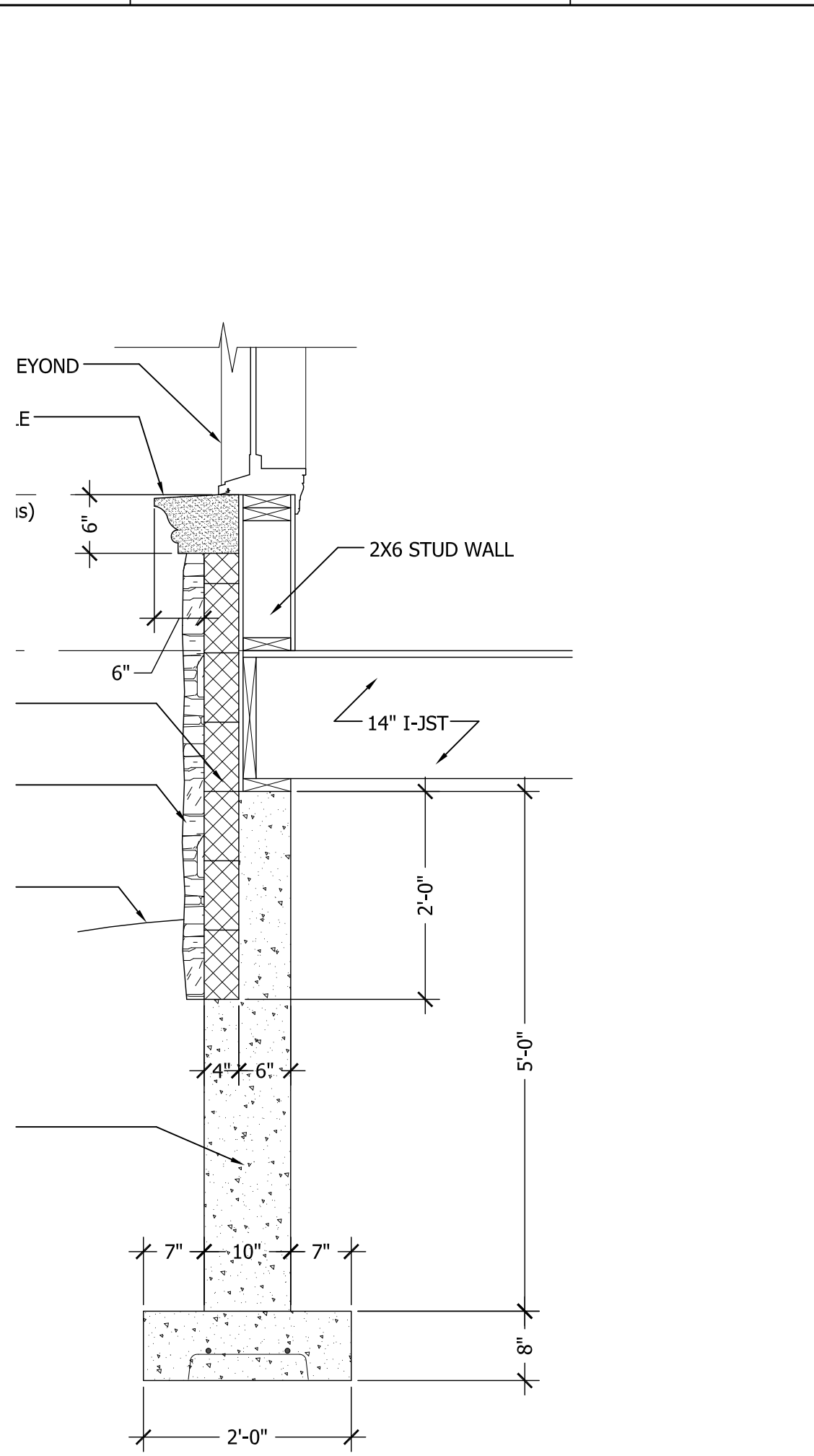
**A1** FOUNDATION DETAIL  
Scale: 3/4" = 1'-0"



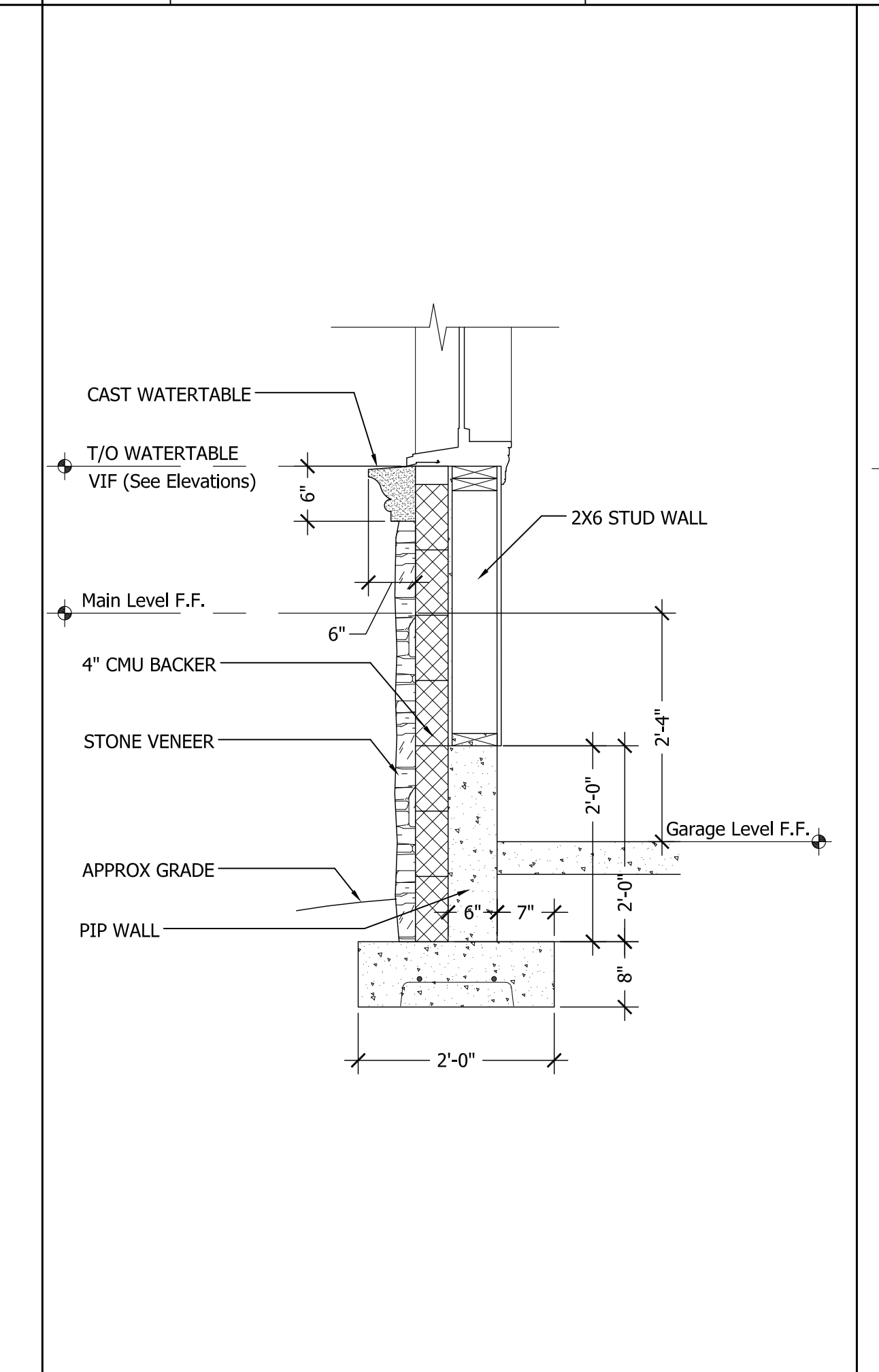
**A4** FOUNDATION DETAIL  
Scale: 3/4" = 1'-0"



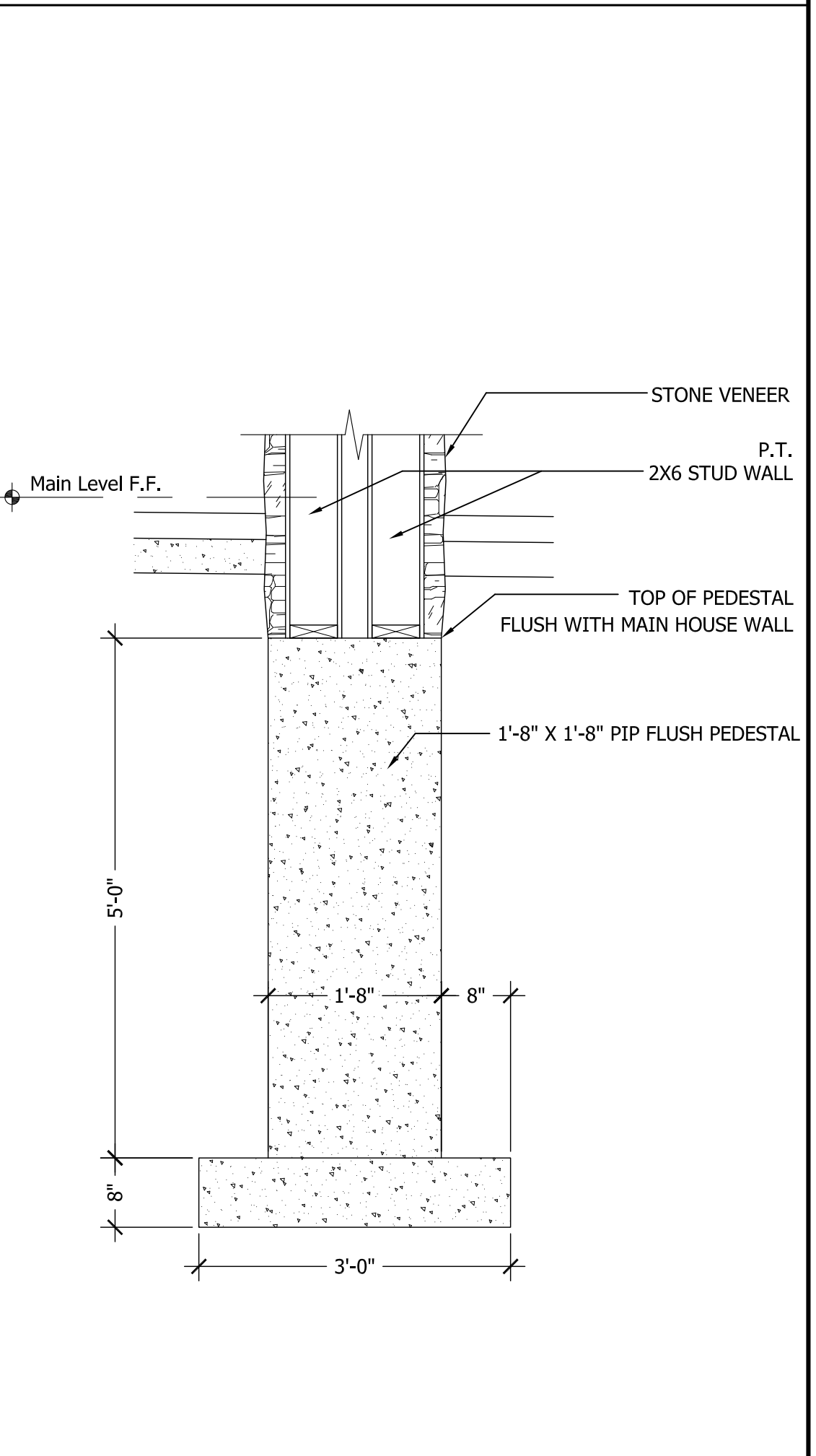
**A7** FOUNDATION DETAIL  
Scale: 3/4" = 1'-0"



**A10** FOUNDATION DETAIL  
Scale: 3/4" = 1'-0"



**A13** FOUNDATION DETAIL  
Scale: 3/4" = 1'-0"



**A16** FOUNDATION DETAIL  
Scale: 3/4" = 1'-0"


Construction Package

Areas:

Main Level	4583
Second Level	4523
Total Heated	9106
Garage	2271
Loggia	1575
Porte Cochere	460
Front Porch	86
Total Roofed	13498

Client Name  
Property Address

CONTRACTOR: Home Design Works, LLC. ALL RIGHTS RESERVED. THE INFORMATION, OPINIONS, AND RECOMMENDATIONS CONTAINED HEREIN ARE SOLELY THE PROPERTY OF HOME DESIGN WORKS, LLC. DISTRIBUTION OF THESE DRAWINGS, AND ANY PORTION THEREOF, IS STRICTLY PROHIBITED UNLESS EXPRESSLY AUTHORIZED IN WRITING BY HOME DESIGN WORKS, LLC. THE CONTRACTOR SHALL BE RESPONSIBLE FOR OBTAINING ALL NECESSARY PERMITS, STATE AND LOCAL BUILDING CODES, ORDINANCES, AND LAWS. THE CONTRACTOR SHALL BE RESPONSIBLE FOR OBTAINING ALL NECESSARY INSURANCE COVERAGE. THE CONTRACTOR SHALL BE RESPONSIBLE FOR OBTAINING ALL NECESSARY PROFESSIONAL ENGINEERING AND ARCHITECTURAL SERVICES. THE CONTRACTOR SHALL BE RESPONSIBLE FOR OBTAINING ALL NECESSARY PROFESSIONAL SERVICES. THE CONTRACTOR SHALL BE RESPONSIBLE FOR OBTAINING ALL NECESSARY PROFESSIONAL SERVICES. THE CONTRACTOR SHALL BE RESPONSIBLE FOR OBTAINING ALL NECESSARY PROFESSIONAL SERVICES.

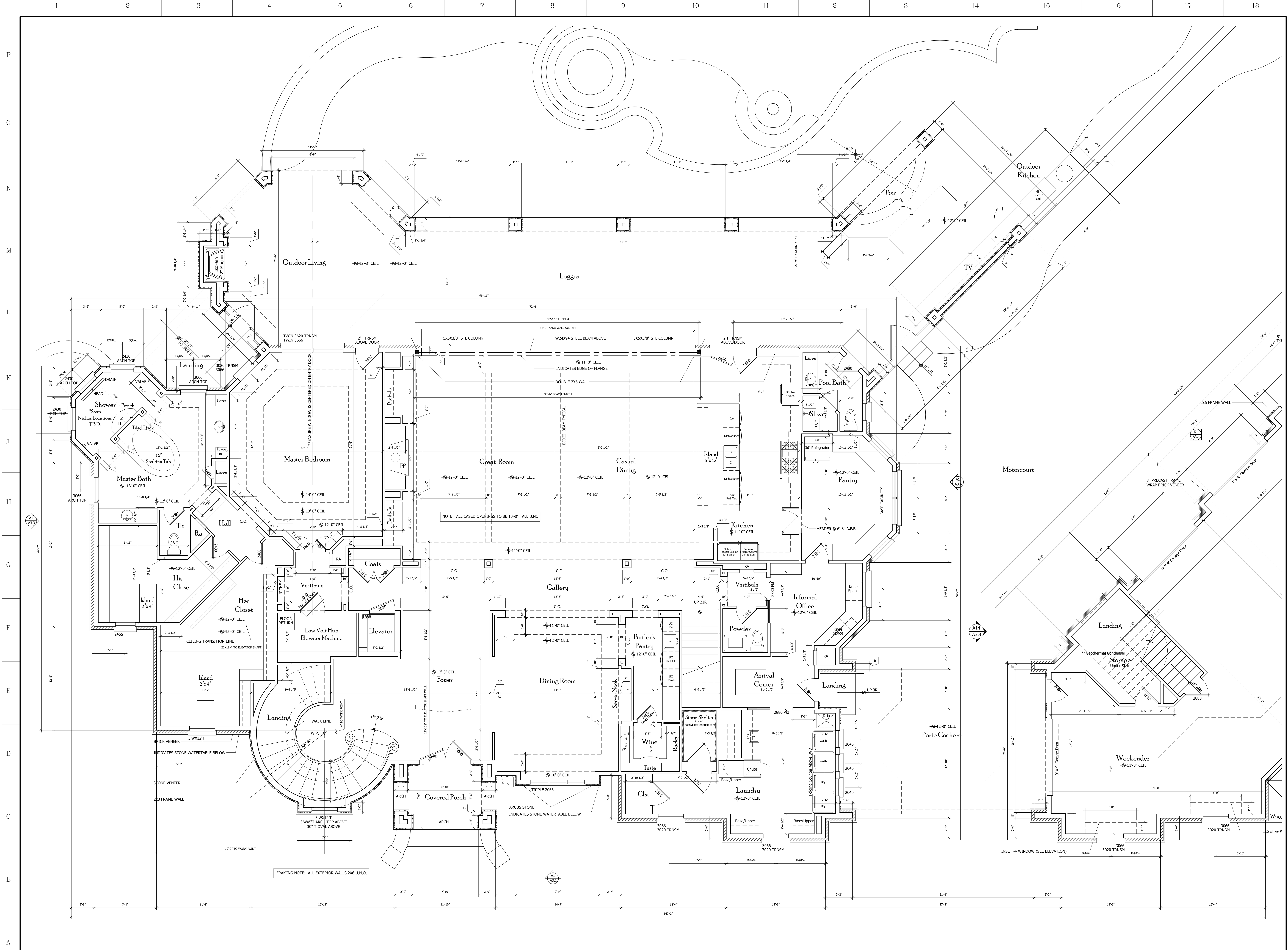


Builder Logo

Date of Issue:  
1-12-17

Drawing Title  
FOUNDATION  
DETAILS

Drawing No.  
**A0.3**




Construction Package

Areas:

Main Level	4583
Second Level	4523
Total Heated	9106
Garage	2271
Loggia	1575
Porte Cochere	460
Front Porch	86
Total Roofed	13498

Client Name  
Property Address

CONTRACTOR: Home Design Works, LLC. ALL RIGHTS RESERVED. THE INFORMATION, OPINIONS, AND DESIGNATIONS ARE THE PROPERTY OF HOME DESIGN WORKS, LLC. ANY REPRODUCTION OR DISTRIBUTION OF THESE DRAWINGS, AND OF ANY PORTION THEREOF, WITHOUT THE EXPRESS WRITTEN AUTHORIZATION OF HOME DESIGN WORKS, LLC, IS STRICTLY PROHIBITED. CONTRACTOR SHALL BE RESPONSIBLE FOR OBTAINING ALL NECESSARY PERMITS, LICENSES, AND APPROVALS FROM ALL APPLICABLE AGENCIES. CONTRACTOR SHALL BE RESPONSIBLE FOR OBTAINING ALL NECESSARY PERMITS, LICENSES, AND APPROVALS FROM ALL APPLICABLE AGENCIES. CONTRACTOR SHALL BE RESPONSIBLE FOR OBTAINING ALL NECESSARY PERMITS, LICENSES, AND APPROVALS FROM ALL APPLICABLE AGENCIES. CONTRACTOR SHALL BE RESPONSIBLE FOR OBTAINING ALL NECESSARY PERMITS, LICENSES, AND APPROVALS FROM ALL APPLICABLE AGENCIES.



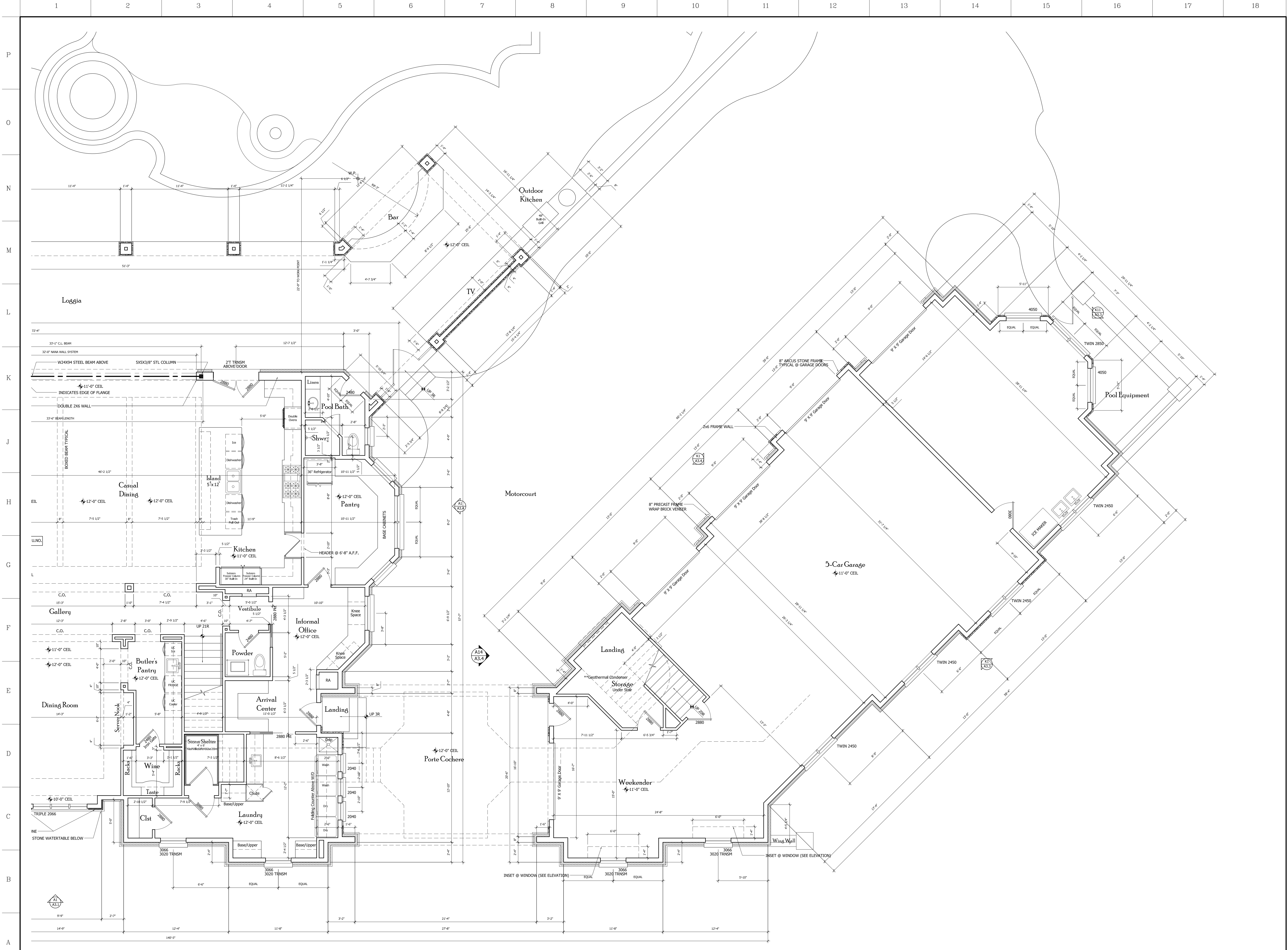
Builder Logo

Date of Issue:  
1-12-17

Drawing Title  
MAIN LEVEL PLAN  
PART #1

Drawing No.  
A1.1

**A1** MAIN LEVEL PLAN / PART #1  
Scale: 3/16" = 1'-0"




Construction Package

Areas:	
Main Level	4583
Second Level	4523
Total Heated	9106
Garage	2271
Loggia	1575
Porte Cochere	460
Front Porch	86
Total Roofed	13498

Client Name  
Property Address

CONTRACTOR: Home Design Works, LLC. ALL RIGHTS RESERVED. THE CONTRACTOR'S OBLIGATION TO THE CLIENT IS LIMITED TO THE DESIGN AND CONSTRUCTION OF THE PROJECT. THE CONTRACTOR IS NOT RESPONSIBLE FOR ANY OTHER ASPECTS OF THE PROJECT. THE CONTRACTOR'S OBLIGATION TO THE CLIENT IS LIMITED TO THE DESIGN AND CONSTRUCTION OF THE PROJECT. THE CONTRACTOR IS NOT RESPONSIBLE FOR ANY OTHER ASPECTS OF THE PROJECT.



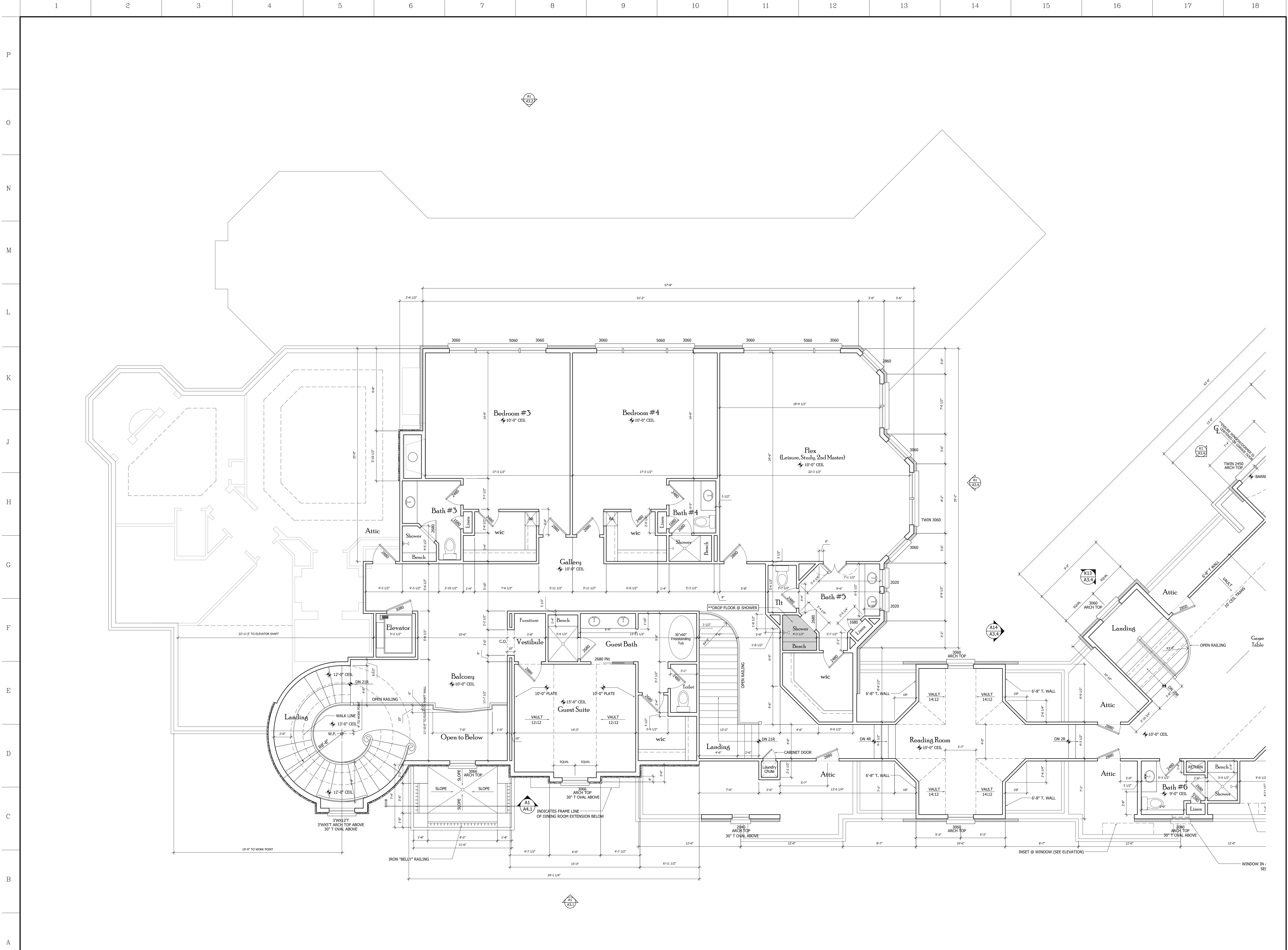
Builder Logo

Date of Issue:  
1-12-17

Drawing Title  
MAIN LEVEL PLAN  
PART #2

Drawing No.  
A1.2

**A1** MAIN LEVEL PLAN / PART #2  
Scale: 3/16" = 1'-0"



Construction Package

Areas:	
Main Level	4583
Second Level	4523
Total Heated	9106
Garage	2271
Loggia	1575
Porte Cochere	460
Front Porch	86
Total Roofed	13498

**Client Name**  
 Property Address  
 CONSTRUCTION: Home Design Works, LLC. ALL RIGHTS RESERVED. THE INFORMATION, OPINIONS, AND ADVICE LISTED HEREIN IS FOR THE EXCLUSIVE USE OF THE CLIENT AND IS NOT TO BE REPRODUCED, COPIED, OR DISTRIBUTED IN ANY MANNER WITHOUT THE EXPRESS WRITTEN PERMISSION OF HOME DESIGN WORKS, LLC. THE CONTRACTOR SHALL BE RESPONSIBLE FOR OBTAINING ALL NECESSARY PERMITS, LOCAL BUILDING CODES, ORDINANCES, AND LAWS. THE CONTRACTOR SHALL BE RESPONSIBLE FOR OBTAINING ALL NECESSARY KNOWLEDGE AND ADVICE TO THE CONTRACTOR. THE OWNER, CONTRACTOR, DESIGNER, AND SUBCONTRACTOR SHALL BE SOLELY RESPONSIBLE FOR THE ACCURACY OF THE INFORMATION PROVIDED TO THE CONTRACTOR.

**HDW**  
 Home Design Works  
 Home Design Works, LLC  
 190 N. Redwood Dr., Suite 222  
 Gallatin, TN 37066  
 V: 605-478-9672  
 E: info@homedesignworks.net  
 W: www.homedesignworks.net

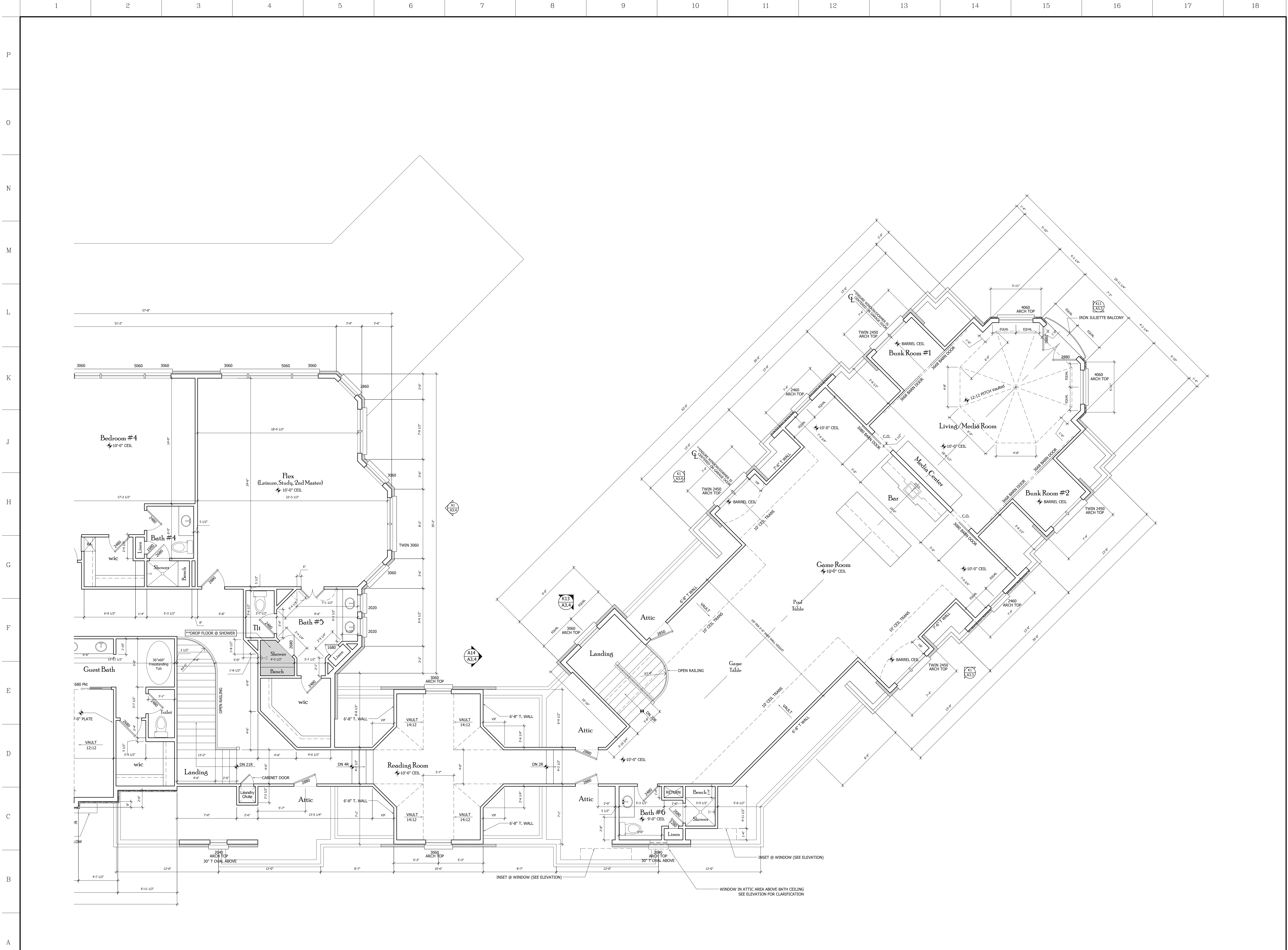
**Builder Logo**

Date of Issue:  
1-12-17

Drawing Title  
SECOND LEVEL PLAN  
PART #1

Drawing No.  
**A1.3**

**A1** SECOND LEVEL PLAN / PART #1  
 Scale: 3/16" = 1'-0"




Construction Package

Areas:	
Main Level	4583
Second Level	4523
Total Heated	9106
Garage	2271
Loggia	1575
Porte Cochere	460
Front Porch	86
Total Roofed	13498

**Client Name**  
Property Address

CONTRACTOR: Home Design Works, LLC. ALL RIGHTS RESERVED. THE INFORMATION, OPINIONS, AND DESIGN, LISTINGS, USE OF THESE DRAWINGS IS THE PROPERTY OF HOME DESIGN WORKS, LLC. ANY REPRODUCTION, DISTRIBUTION OF THESE DRAWINGS, AND / OR ANY PORTION OF THEM IS STRICTLY PROHIBITED UNLESS EXPRESSLY AUTHORIZED IN WRITING BY AN OFFICER OF HOME DESIGN WORKS, LLC. THE CONTRACTOR SHALL BE RESPONSIBLE FOR OBTAINING ALL NECESSARY PERMITS, STATE AND LOCAL BUILDING CODES, ORDINANCES, AND LAWS. THE CONTRACTOR SHALL BE RESPONSIBLE FOR OBTAINING ALL NECESSARY INSURANCE COVERAGE. THE CONTRACTOR SHALL BE RESPONSIBLE FOR OBTAINING ALL NECESSARY PROFESSIONAL FEES. IN USE OF THESE DRAWINGS, THE OWNER, CONTRACTOR, SUBCONTRACTOR, AND SUPPLIER SHALL BE DEEMED TO HAVE AGREED TO THESE TERMS.



**Builder Logo**

Date of Issue:  
1-12-17

Drawing Title  
SECOND LEVEL PLAN  
PART #2

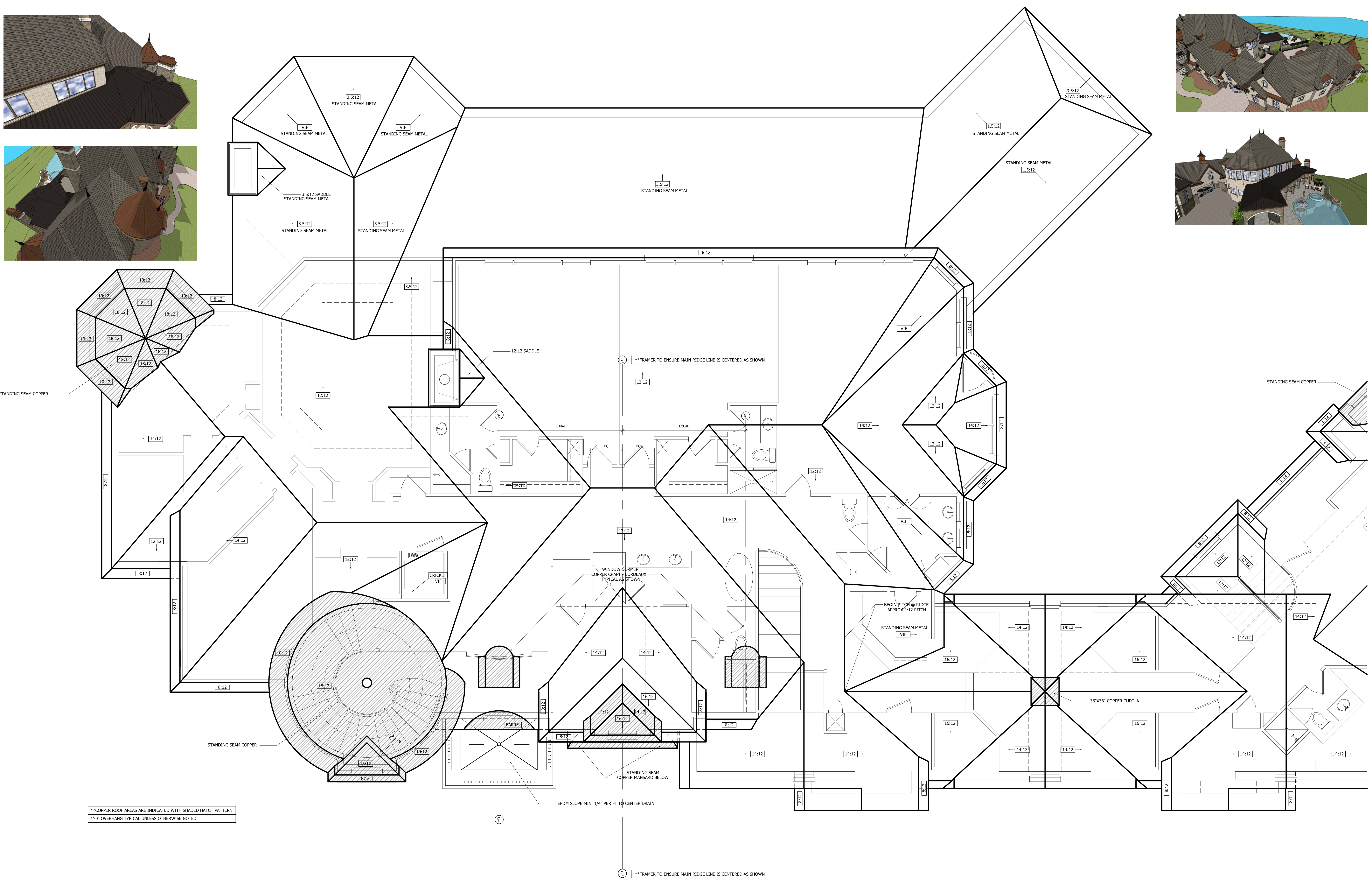

Drawing No.  
**A1.4**

**A1** SECOND LEVEL PLAN / PART #2  
Scale: 3/16" = 1'-0"



1 2 3 4 5 6 7 8 9 10 11 12 13 14 15 16 17 18

P  
O  
N  
M  
L  
K  
J  
H  
G  
F  
E  
D  
C  
B  
A



\*\*COPPER ROOF AREAS ARE INDICATED WITH SHADED HATCH PATTERN  
1'-0" OVERHANG TYPICAL UNLESS OTHERWISE NOTED

\*\*FRAMER TO ENSURE MAIN RIDGE LINE IS CENTERED AS SHOWN

**A1** ROOF PLAN "PART 1"  
Scale: 1/4" = 1'-0"

Construction Package

Areas:

Main Level	4583
Second Level	4523
Total Heated	9106
Garage	2271
Loggia	1575
Porte Cochere	460
Front Porch	86
Total Roofed	13498

Client Name  
Property Address

**HDW**  
Home Design Works  
Residential Plans by Matt Beckler  
Home Design Works, LLC  
190 N. Babcock Dr., Suite 22  
Gallatin, TN 37066  
V: 605-479-9670  
E: mhicks@homedesignworks.net  
W: www.homedesignworks.net

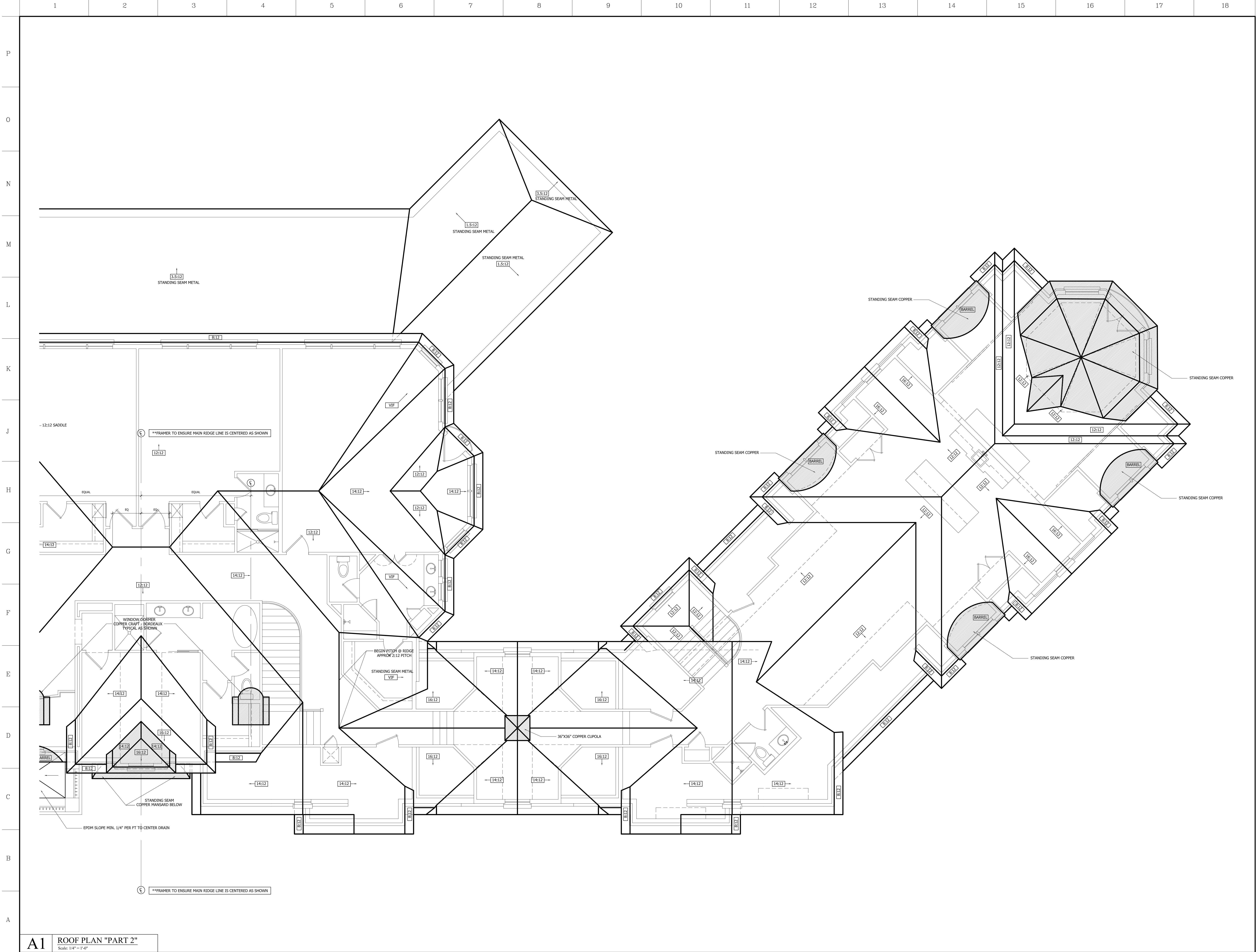
Builder Logo

Date of Issue:  
1-12-17

Drawing Title  
ROOF PLAN  
PART #1

Drawing No.  
**A2.1**

1 2 3 4 5 6 7 8 9 10 11 12 13 14 15 16 17 18



Construction Package

Areas:	
Main Level	4583
Second Level	4523
Total Heated	9106
Garage	2271
Loggia	1575
Porte Cochere	460
Front Porch	86
Total Roofed	13498

**Client Name**  
 Property Address  
CONTRACTOR: Home Design Works, LLC. ALL RIGHTS RESERVED. THE INFORMATION, OPINIONS, AND DESIGNATIONS USE OF THESE DRAWINGS IS SOLELY FOR THE PRIVATE USE OF THE CLIENT. ANY REPRODUCTION, DISTRIBUTION OR USE OF THESE DRAWINGS, AND IF OF ANY PORTION OF THEM, IS STRICTLY PROHIBITED UNLESS EXPRESSLY AUTHORIZED IN WRITING BY AN OFFICER OF HOME DESIGN WORKS, LLC. THE CONTRACTOR SHALL BE RESPONSIBLE FOR ENSURING THAT THESE PLANS ARE CONSTRUCTED TO MEET ALL APPLICABLE FEDERAL, STATE AND LOCAL BUILDING CODES, ORDINANCES, AND LAWS. PROTECTION OF USE OF THESE DRAWINGS, THE OWNER, CONTRACTOR, SUBCONTRACTOR AND SUBCONTRACTOR'S KNOWLEDGE AND AGREEMENT TO THESE DRAWINGS.

**HDW**  
 Home Design Works  
*Distressed Homes by Modern Means*  
 Home Design Works, LLC  
 180 N. DeSoto Ave., Suite 222  
 Dallas, TX 75208  
 P: 652-478-9670  
 E: mhicks@homedesignworks.net  
 W: www.homedesignworks.net

Builder Logo

Date of Issue:  
1-12-17  
 Drawing Title  
**ROOF PLAN  
 PART #2**

Drawing No.  
**A2.2**

**A1** ROOF PLAN "PART 2"  
 Scale: 1/4" = 1'-0"

**L1 FRONT ELEVATION OVERALL**  
Scale: NTS




Construction Package

Areas:	
Main Level	4583
Second Level	4523
Total Heated	9106
Garage	2271
Loggia	1575
Porte Cochere	460
Front Porch	86
Total Roofed	13498

Client Name  
Property Address

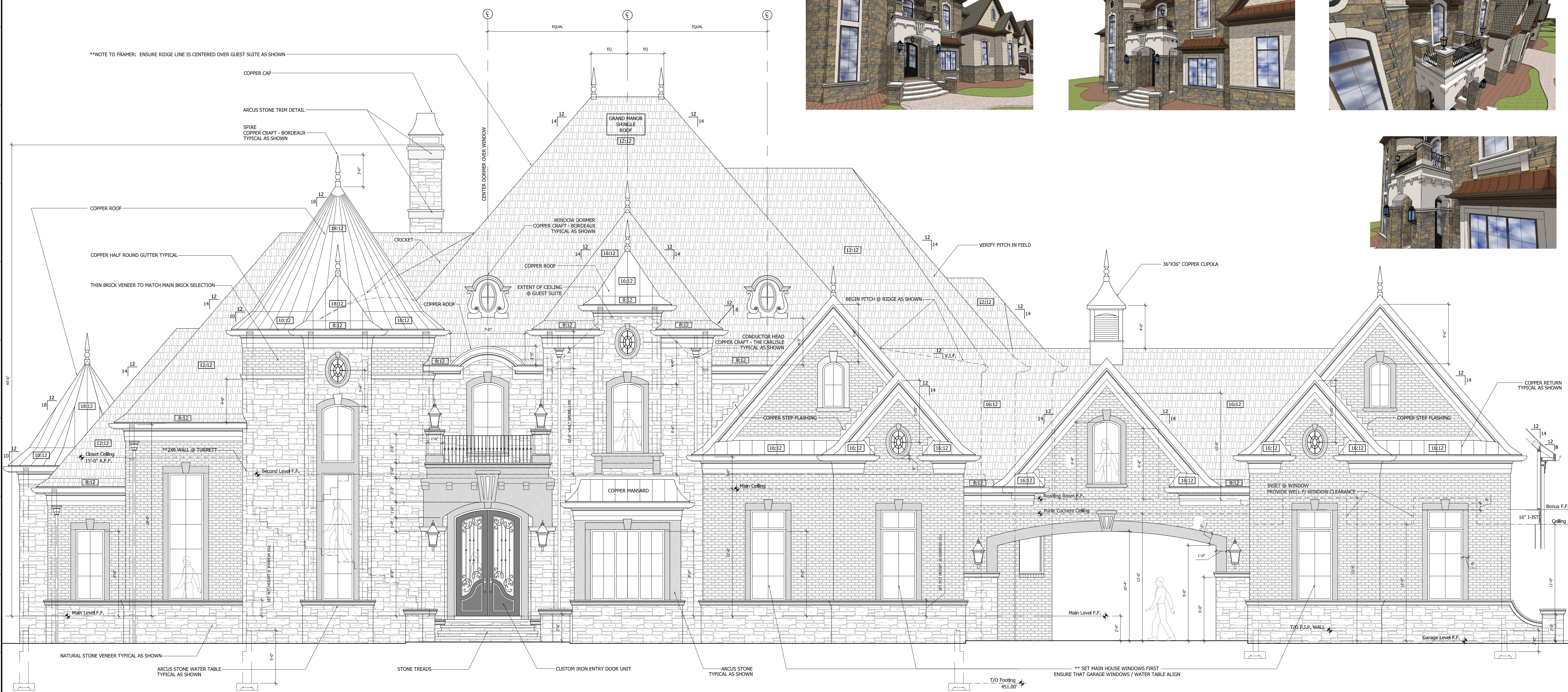
CONTRACTOR: Home Design Works, LLC. ALL RIGHTS RESERVED. THE INFORMATION, SERVICES, AND DESIGN, INCLUDING USE OF THESE DRAWINGS TO BE USED BY ANY OTHER PARTY WITHOUT THE WRITTEN PERMISSION OF HOME DESIGN WORKS, LLC. IS STRICTLY CONFIDENTIAL AND NOT TO BE REPRODUCED, COPIED, OR TRANSMITTED IN ANY FORM OR BY ANY MEANS, ELECTRONIC OR MECHANICAL, INCLUDING PHOTOCOPYING, RECORDING, OR BY ANY INFORMATION STORAGE AND RETRIEVAL SYSTEM. THE CONTRACTOR SHALL BE RESPONSIBLE FOR OBTAINING ALL NECESSARY PERMITS, LICENSES, AND APPROVALS FROM ALL APPLICABLE LOCAL, STATE, AND FEDERAL AGENCIES. THE CONTRACTOR SHALL BE RESPONSIBLE FOR OBTAINING ALL NECESSARY PERMITS, LICENSES, AND APPROVALS FROM ALL APPLICABLE LOCAL, STATE, AND FEDERAL AGENCIES. THE CONTRACTOR SHALL BE RESPONSIBLE FOR OBTAINING ALL NECESSARY PERMITS, LICENSES, AND APPROVALS FROM ALL APPLICABLE LOCAL, STATE, AND FEDERAL AGENCIES.



Builder Logo

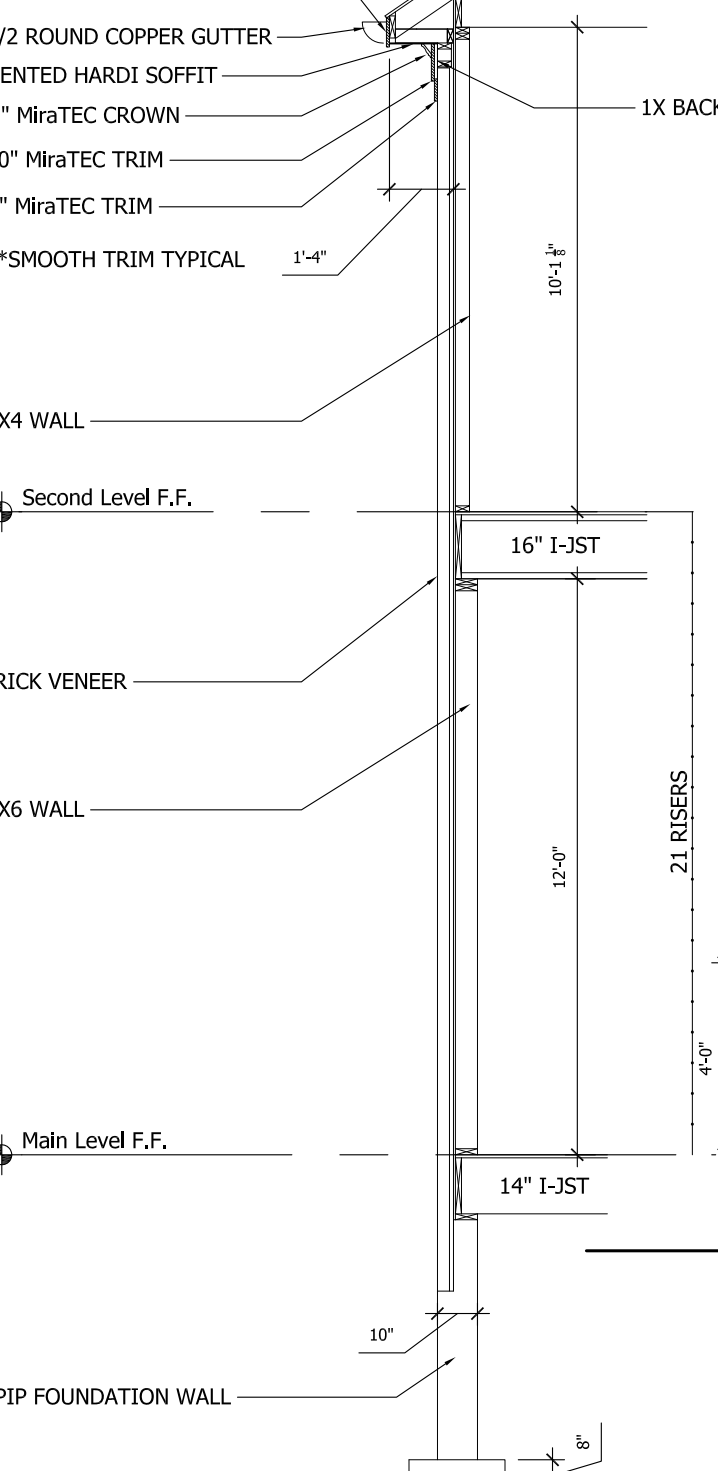


Date of Issue:  
1-12-17  
Drawing Title  
FRONT ELEVATION

Drawing No.  
**A3.1**



**A1 FRONT ELEVATION**  
Scale: 1/4" = 1'-0"

**L1** BACK ELEVATION OVERALL  
Scale: NTS



**A1** BACK ELEVATION  
Scale: 1/4" = 1'-0"



Construction Package

**Areas:**

Main Level	4583
Second Level	4523
Total Heated	9106
Garage	2271
Loggia	1575
Porte Cochere	460
Front Porch	86
Total Roofed	13498

**Client Name**  
Property Address  
CONTRACTOR: Home Design Works, LLC. ALL RIGHTS RESERVED. THE INFORMATION, OPINIONS, AND ADVICE, INCLUDING USE OF THESE DRAWINGS TO BE THE SOLE RESPONSIBILITY OF THE USER. ANY OTHER DISTRIBUTION OF THESE DRAWINGS, AND IF OF ANY PORTION OF THEM IS STRICTLY PROHIBITED UNLESS EXPRESSLY AUTHORIZED BY AN OFFICER OF HOME DESIGN WORKS, LLC. CONTRACTOR SHALL BE RESPONSIBLE FOR OBTAINING ALL NECESSARY PERMITS, FEES, AND LOCAL, STATE, AND FEDERAL REGULATIONS, ORDINANCES, AND LAWS. THE CONTRACTOR SHALL BE RESPONSIBLE FOR OBTAINING ALL NECESSARY PERMITS, FEES, AND LOCAL, STATE, AND FEDERAL REGULATIONS, ORDINANCES, AND LAWS. PROTECTION OF THESE DRAWINGS, THE OWNER, CONTRACTOR, SUBCONTRACTOR, AND ARCHITECT SHALL BE SUBJECT TO THESE TERMS.

**HDW**  
Home Design Works, LLC  
Residential Design & Construction  
Home Design Works, LLC  
190 N. Buchanan Dr., Suite 222  
Gainesville, TX 77906  
V: 652-479-9672  
E: mh@homedesignworks.net  
W: www.homedesignworks.net

**Builder Logo**

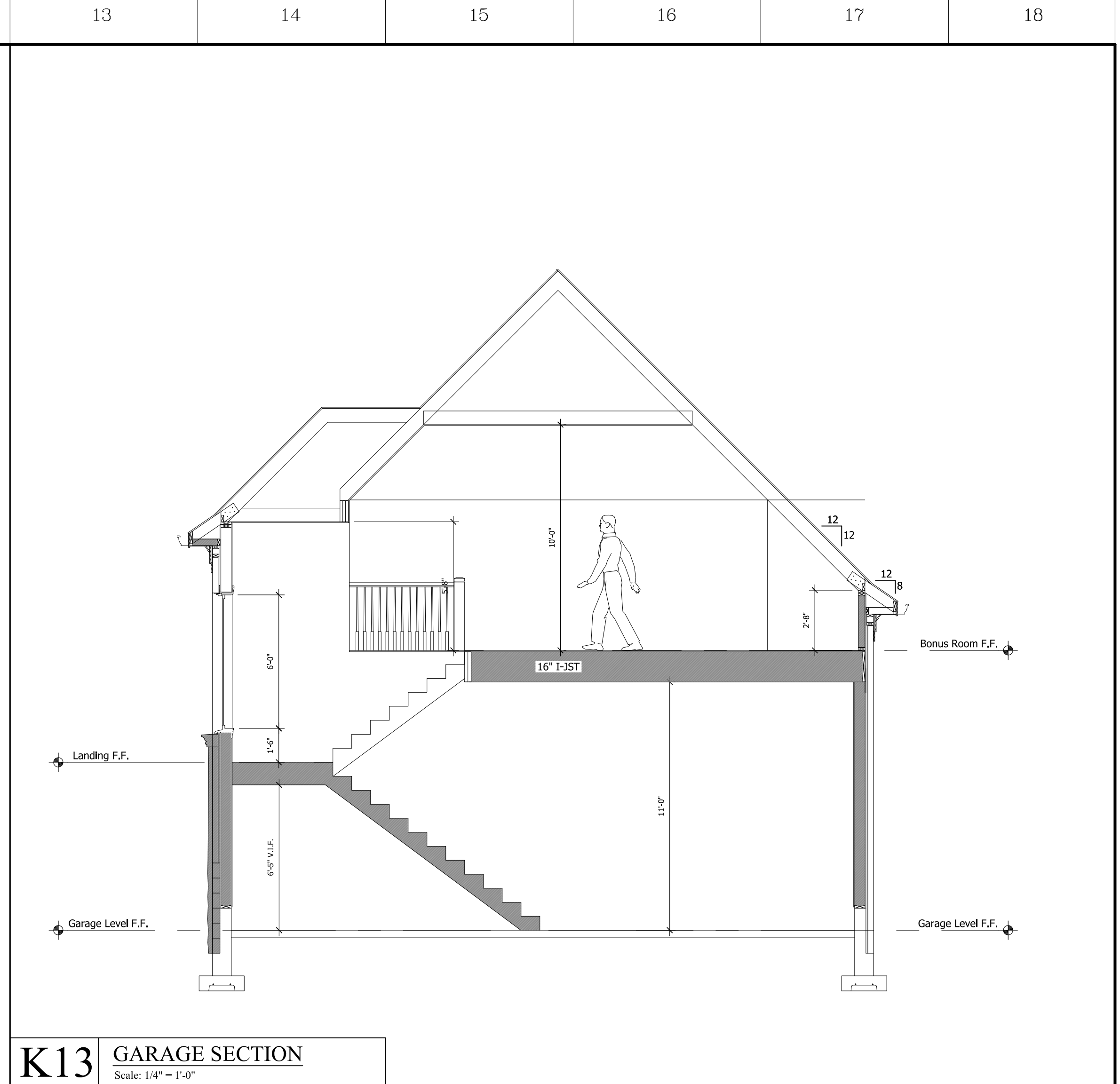
Date of Issue:  
1-12-17  
Drawing Title  
**BACK ELEVATION**

Drawing No.  
**A3.2**





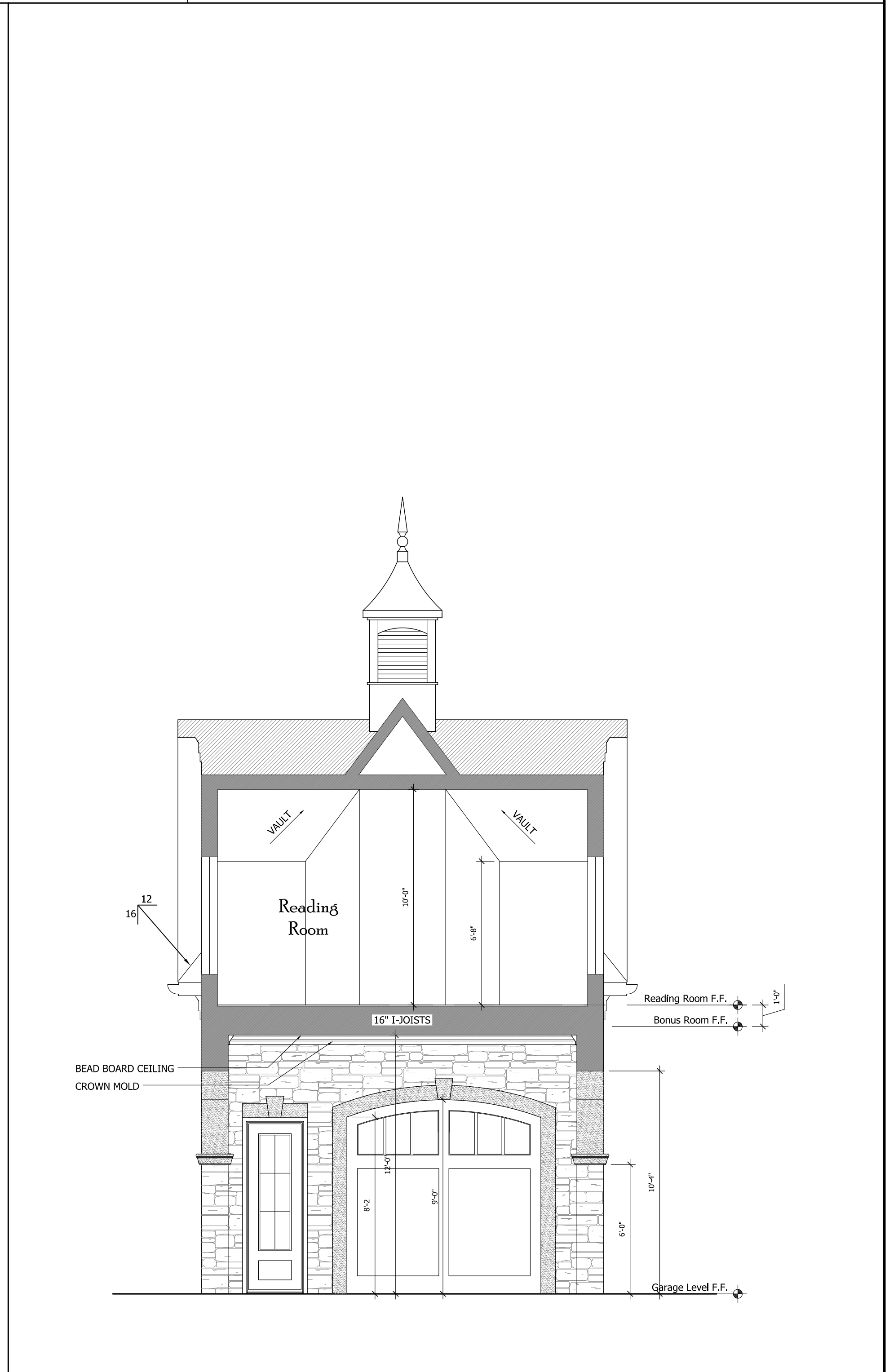
**K1** GARAGE ELEVATION  
Scale: 1/4" = 1'-0"



**K13** GARAGE SECTION  
Scale: 1/4" = 1'-0"



**A1** LEFT ELEVATION  
Scale: 1/4" = 1'-0"



**A14** SECTION @ PORTE COCHERE  
Scale: 1/4" = 1'-0"


Construction Package

**Areas:**

Main Level	4583
Second Level	4523
Total Heated	9106
Garage	2271
Loggia	1575
Porte Cochere	460
Front Porch	86
Total Roofed	13498

**Client Name**  
Property Address

CONTRACTOR: Home Design Works, LLC. ALL RIGHTS RESERVED. THE INFORMATION, CONTENTS, AND DESIGN, LISTINGS, USE OF THESE DRAWINGS TO BE THE PROPERTY OF HOME DESIGN WORKS, LLC. ANY REPRODUCTION, DISTRIBUTION OF THESE DRAWINGS, AND / OR ANY PORTION OF THE DRAWINGS WITHOUT THE EXPRESS WRITTEN AUTHORIZATION OF HOME DESIGN WORKS, LLC IS STRICTLY PROHIBITED. THE CONTRACTOR SHALL BE RESPONSIBLE FOR OBTAINING ALL NECESSARY PERMITS, LOCAL, STATE, AND FEDERAL. LOCAL BUILDING CODES, ORDINANCES, AND LAWS. THE CONTRACTOR SHALL BE RESPONSIBLE FOR OBTAINING ALL NECESSARY PERMITS, LOCAL, STATE, AND FEDERAL. LOCAL BUILDING CODES, ORDINANCES, AND LAWS. PROHIBITION OF USE OF THESE DRAWINGS, THE OWNER, CONTRACTOR, SUBCONTRACTOR, AND ANY OTHER PARTY SHALL BE HELD RESPONSIBLE FOR ANY VIOLATION OF THESE DRAWINGS.



**Builder Logo**

Date of Issue:  
1-12-17

Drawing Title  
**EXTERIOR ELEVATIONS**

Drawing No.  
**A3.4**